Serial No. 여성911-0012



Guidebook for
Living in Seoul

Not for Sale/Free
03300
9 791161 511341
ISBN 979-11-6161-134-1

Guidebook for Living in Seoul

English Edition 2024

발간등록번호
51-6110000-001655-01

동행·매력 특별시 서울

2024 revised edition

Guidebook for
Living in Seoul

SEOUL METROPOLITAN GOVERNMENT



Guidebook for

Living in Seoul

CONTENTS

01 IMMIGRATION

Immigration Contact Center 08
Immigration Offices 09
Visas 09
Staying in Korea 10
Alien Registration 11
Overseas Koreans 14
Departures 16
Q&A 17

02 RESIDENCE

Types of Residences 20
Lease Contracts 21
Moving 21
Electricity/Gas/Waterworks 22
Trash Disposal 23
Q&A 30

03 TRANSPORTATION

Transportation Cards 34
Subway 36
Intra-city Buses 38
Taxis 40
Bicycles 41
Express Buses 44
Trains & Airplanes 45
Lost & Found 45
Q&A 46

04 EDUCATION

Education System 48
Educational Institutions 49
Korean Language Education 54
Q&A 56

05 MEDICAL CARE

Korea's Health Care Systems 58
Medical Services for Foreigners 62
Health Insurance System 68
Q&A 70

06 WORK & LABOR

Job-seeking for Foreigners 72
Procedures for Obtaining a Work Visa 72
Visas Requiring a Work Permit 74
Labor Laws 75
Four Types of Insurance 76
Support for Foreign Workers and Information Center 76
Job & Employment Websites 77
Q&A 78

07 DRIVING

Driver's Licenses 80
Traffic Accidents 86
Vehicle Registration & Cancellation 87
Rent-a-car & Car Sharing 91
Motorcycles 92
Q&A 93

08 TELECOMMUNICATIONS & FINANCE

Telecommunications Services 96
Financial Services 100
Q&A 102

CONTENTS

09 LEISURE ACTIVITIES

Parks in Seoul 104
Sporting Facilities 106
Cultural Assets & Cultural Facilities 107
Touring Seoul 113
Traditional Markets in Seoul 113
International Grocery Stores 115
Volunteering 117
Q&A 118

10 ADMINISTRATION

International Marriages 120
International Divorces 122
Birth & Death Reports 123
Legal Seal 123
Tax 124
Non-smoking Policy 126
Pets 127
Law & Order 128
Q&A 130

11 OTHER INFORMATION

Hospitals 132
Community Health Centers 133
Libraries 135
Banks 136
Foreign Cultural Centers in Korea 137
Seoul Capital Area Subway Map 138
Support Center for Foreign Residents 139
Embassies in Korea 141
District (Gu) Offices 147
Useful Contact Numbers 148
Emergency and Other Contact Numbers 149

01 IMMIGRATION

1. Immigration Contact Center
2. Immigration Offices
3. Visas
4. Staying in Korea
5. Alien Registration
6. Overseas Koreans
7. Departures
8. Q&A

01 Immigration Contact Center

The Immigration Contact Center provides foreigners with administrative services and information on life in Korea on topics including immigration, stays, citizenship, investments, employment, etc., in multiple languages.

1345 IMMIGRATION CONTACT CENTER

What is the Immigration Contact Center?

Multilingual service information desk providing counseling and administrative information notices required for foreigners residing in Korea to adapt

How can I use this service?

Just call **1345**
From abroad, dial **82-1345**
82-2-6908-1345-6

Fax **1577-1346**
02-2650-4550

- Counseling time: Daytime 09:00 - 18:00 (20 languages including Korean, English, and Chinese)
  Nighttime 18:00 - 22:00 (counseling notices in Korean, Chinese, and English)
- Multi-lingual counseling: After dialing 1345 without the area code, press the number for the desired language according to the ARS and press * to proceed with counseling in the relevant language

***20 languages**

Korean, English, Chinese, Japanese, Russian, Vietnamese, Thai, Mongolian, Indonesian, French, Bengali (Bangladesh), Urdu (Pakistan), Nepali, Khmer (Cambodia), Burmese, German, Spanish, Tagalog (Philippines), Arabic, and Sinhalese (Sri Lanka)

What kind of help can I get from the Immigration Contact Center?

- Immigration service counseling and daily convenience info for foreigners staying in Korea
- Third-party interpretation services for central administrative organizations, local governments, public institutions, and non-profit private organizations
- Third-party interpretation services for the village lawyer system for foreigners

법무부

02 Immigration Offices

Immigration Offices handle immigration affairs for foreigners in Korea, including entry into Korea, staying in Korea, and visa issues. The first step is to find out which immigration office has jurisdiction over your domicile. After preparing the required documents for your immigration matter, make a reservation via the Hi Korea website (www.hikorea.go.kr) before your visit.

Jurisdiction of Seoul

Office name	Jurisdiction	Name
Seoul Immigration Office	Gwanak-gu, Gwangjin-gu, Gangnam-gu, Gangdong-gu, Dongjak-gu, Songpa-gu, Seongdong-gu, Seocho-gu, Yongsan-gu, Seongnam-si, Hanam-si, Gwacheon-si	151 Mokdongdong-ro, Yangcheon-gu, Seoul
Seoul Immigration Office Sejongno Branch	Jongno-gu, Jung-gu, Eunpyeong-gu, Dongdaemun-gu, Jungnang-gu, Dobong-gu, Seongbuk-gu, Gangbuk-gu, Nowon-gu	38 Jong-ro, Jongno-gu, Seoul Seoul Global Center Building (2F, 3F)
Seoul Southern Immigration Office	Seodaemun-gu, Mapo-gu, Gangseo-gu, Yangcheon-gu, Yeongdeungpo-gu, Guro-gu, Geumcheon-gu	48 Magokseo 1-ro, Gangseo-gu, Seoul

03 Visas

A foreigner who visits the Republic of Korea shall have a visa suitable for his/her purpose of visit, such as work, travel, or study. The visa shall be attached to his/her passport. Even if you have a visa, you may still not be permitted to enter the Republic of Korea.

❶ Visa types by status of stay

Diplomat (A-1), Foreign Government Official (A-2), Conventions/Agreements (A-3), Short-term Employee (C-4), Professor (E-1), Foreign Language Instructor (E-2), Researcher (E-3), Technical Instructor / Technician (E-4), Professional (E-5), Artist (E-6), Foreign National of Special Ability (E-7),
Non-professional (E-9), Crew Employee (E-10), Working Holiday (H-1), Work and Visit (H-2), Short-term News Coverage (C-1), Short-term General (C-3), Korean Arts and Culture (D-1), Study (D-2),
Industrial Trainee (D-3), General Trainee (D-4), Long-term News Coverage (D-5), Religious Worker (D-6), Intra-company Transfer (D-7), Investment (D-8), International Trade (D-9), Family Visitor or Dependent Family (F-1), Residence (F-2), Accompanying Spouse/Child (F-3), Overseas Korean (F-4), Permanent Resident (F-5), Marriage Migrant (F-6), Miscellaneous (G-1)

❷ How to apply for a visa

- **Where to apply for and receive a visa : Embassies or Consulates of the Republic of Korea**
  ⇨ In certain cases, immigration offices or their branch offices (Sejongno, Ulsan, Donghae, and Sokcho) may issue a confirmation (or confirmation number) of visa issuance.
- **Required documents :** Passport, visa application form, and other documents required for the status of stay (Visit www.hikorea.go.kr for further information).
- **Fee :** Fees may vary depending on the length of stay, generally ranging from $40 to $90.

04 Staying in Korea

You can file an e-application or make a reservation (required) for a visit via Hi Korea, the e-government system for foreigners. You cannot make a reservation for a same-day visit. In cases of requesting permission for an extension of your stay, you may make a reservation for a visit no earlier than four months prior to the expiration date of your stay. Reservations may be canceled up until the previous day.

Hi Korea @ www.hikorea.go.kr

❶ Length of stay

Short-term stays : 90 days or less / Long-term stays: 91 days or longer / Permanent: No limitations

*In the case of long-term and permanent stays, you will need to file as an alien or report your domestic place of residence within 90 days from the date of entry.

❷ Programs for foreigners who have just entered Korea

The Republic of Korea provides a variety of programs to help foreigners adjust to Korea. To learn more or join a program, visit the Immigration & Social Integration Network of the Ministry of Justice website (www.socinet.go.kr).

■ Early Social Adjustment Program

- Scope : Foreigners legally staying in Korea for the purpose of long-period stay
- Duration : 2 - 3 hours

■ Korea Immigration and Integration Program (KIIP)

- Intended for: Immigrants and foreigners who intend to settle down in Korea
- Curriculum: Korean language and culture ⇨ Introductory course: 15 hours / Levels 1 - 4: 100 hours each
  Understanding of Korean Society ⇨ Levels 1 - 5: 70 hours for the basic course, 30 hours for the advanced course
- Application instructions: Apply through the Immigration & Social Integration Network of the Ministry of Justice (www.socinet.go.kr)

❸ Other information

Type	Subject	Application Period	Application Process
Extension of Stay	Foreigners who intend to stay in the Republic of Korea beyond the permitted period of stay	An applicant shall apply for an extension of stay within the period four months prior to the expiration date of the stay	An applicant or his/her authorized representative shall submit the required documents for the status of stay to the Immigration Office having jurisdiction over his/her address.
Change in Status of Stay	Foreigners who intend to stop the activity corresponding to their current status of stay and engage in any other activity corresponding to another status of stay	Before an applicant engages in any other activity corresponding to another status of stay, he/she shall obtain permission to change status of stay at the immigration office having jurisdiction over his/her address	
Acquisition of Status of Stay	Those who have lost their Korean nationality or were born in the Republic of Korea, or foreigners who had stayed in the Republic of Korea without a status of stay and have later obtained a new status of stay	An applicant shall apply for a status of stay within 30 days from the date on which the grounds for acquisition of the status of stay occurs. If a foreigner who should obtain a status of stay departs from the Republic of Korea within 30 days from the date on which such grounds occurs, he/she may depart without obtaining the status of stay. (Those born in Korea shall apply for a status of stay whitin 90 days.)	

05 Alien Registration

A foreigner who intends to stay in the Republic of Korea for a period of time exceeding 90 days shall be issued an alien registration card. A foreigner who has completed alien registration becomes entitled to health insurance benefits, and his/her children may enter a Korean or international school. Foreigners shall carry their alien registration card at all times.

❶ Applicable persons

- Foreigners who intend to stay in the Republic of Korea for 91 days or longer
- Those who have lost their Korean nationality and have obtained a foreign nationality
- Foreigners born in the Republic of Korea who intend to stay in Korea for more than 91 days from the date on which they obtained a status of stay

※ The old alien registration card issued according to previous regulations is valid until reissued

※Individuals exempt from alien registration
- Diplomat (A-1), Foreign Government Official (A-2), Conventions/Agreements (A-3) visa holders and their families
- Canadian citizens who intend to stay in the Republic of Korea for less than six months and engage in any activity corresponding to any of the following statuses of stay : Korean Arts and Culture (D-1), Religious Worker (D-6), Family Visitor or Dependent Family (F-1), Accompanying Spouse/Child (F-3), Miscellaneous (G-1)
- Those who engage in important diplomatic, industrial, or national security affairs, their families, and foreigners for whom it is specifically deemed necessary by the Minister of Justice to be excluded from alien registration
- Registered foreigners below 17 years old (alien registration is required within 90 days of turning 17 years old)

❷ Registration period

■ **Foreigners who intend to stay in the Republic of Korea for 91 days or more** : Within 90 days from the date of entry

■ **Foreigners who have been granted a status of stay or obtained permission to change the status of stay :** Immediately after the applicant obtains permission

❸ Registration procedure and receiving your alien registration card

An alien registration applicant shall submit the following documents to the immigration office having jurisdiction over his/her address or its branch office.

■ Alien registration application form, passport, one color photograph (3.5cm×4.5cm), required documents for the status of stay, and 30,000 won for fees, residence certification documents (lease agreement, confirmation letter of accommodations provision, notice of expiration of period of stay, public utility bill payment receipt, etc.)

■ The term of validity for alien registration is one year, and shall be renewed before it expires.

■ You may receive an alien registration card in person at the immigration office or branch office where you filed the application, or by mail. It will take about four weeks to receive your card.

※You will need to make a reservation in advance via the Hi Korea website (www.hikorea.go.kr) before you visit the immigration office. Documents for alien registration can be checked through the Hi Korea website or the Immigration Contact Center (1345 Call Center)

❹ Reporting obligations

Foreigners are obligated to report on the following matters. Failure to report may result in a penalty, fine, or prosecution/legal punishment.

※Obligation to report changes in alien registration information

A foreigner who has filed for alien registration shall report changes in registered matters to the immigration office, if any of the following matters changes.

■ **Alien registration (within 90 days)**

■ **Reporting a change of domicile (within 15 days, within 14 days for F-4)**

If the residence of a registered foreigner (including foreigners living in residence) is changed, this should be reported to the relevant district of immigration, foreigner office, or eup·myeon·dong community center within 15 days

- **Required documents:** Passport, Alien registration card, form to report on a change in domicile, and documents providing in domicile

■ **Reporting a change of registered information (within 15 days)**

Registered foreigners should report the changed information within 15 days to the immigration office or foreigner office (report within 45 days for changed passports)

- Name, gender, date of birth, nationality
- Passport number, issue date, expiration date
- Change of associated organization or institution (including change of name)
- Attendance to school, occupation, annual income
- Start or change of employment for Visiting Employment (H-2)
- Change of starting training or name of training institution for Employment (D-10) (report of internship)

■ **Extension of departure or stay period or change of qualification before the stay period is extended**

■ **Leaving the country or assigning qualification within 90 days of birth of child**

■ **Declaration of changed employment (within 15 days)**

Employers employing foreigners with residence qualification for employment activities must report within 15 days of a specific event*

* If a foreigner gets fired, retires, or dies, if the whereabouts of the employed foreigner are unknown, if important contents of the employment contract have been changed

■ **International students' obligation to report**

- If the following cases occur, the head of the school where the foreign exchange student or language trainee attends must report to the director of Immigration Office or branch manager within 15 days
  - If a foreign student who has received admission or training permit fails to register within the regulated registration deadline every semester or takes a leave of absence
  - If the foreign student ends his/her studies or the training ends due to reasons including expulsion, suspended training, or disappearance
- How to report
  - Report the cause of change in the employed or studying foreigner through the International Student Info System
- A fine is imposed if the event is not reported within 15 days of knowing the fact

■ **Obligation to surrender an alien registration card**

If falling under any of the following cases, a foreigner's alien registration card shall be surrendered to the immigration office.

- Reasons for surrendering of alien registration card
  - If the registered foreigner completely leaves the Republic of Korea
  - If the registered foreigner renounces his/her nationality and acquires the nationality of the Republic of Korea;
  - If the registered foreigner becomes deceased;
  - If the registered foreigner is exempted from alien registration.

•When to surrender
-If leaving permanently, when the foreigner departs the Republic of Korea for good (can be done at the airport)
-If the registered foreigner has acquired the nationality of the Republic of Korea, within 30 days from the date of acquisition of Korean nationality. In this case, he/she shall submit documents proving his/her acquisition of Korean nationality, as well as loss of foreign nationality.
-If the registered foreigner becomes deceased, his/her alien registration card shall be surrendered with a death certificate, a post-mortem examination report, or other documents proving his/her death within 30 days from the date on which his/her death is confirmed.

※ A fine is imposed if the alien registration card is not returned within the deadline.

■Obligation to have a tuberculosis (TB) test

If a national of a high-risk TB country applies for a visa in his/her country, or applies for a change in the status of stay or an extension of stay in Korea, he/she shall submit a TB test report. A-1, A-2, and A-3 visa holders and children under the age of six are exempted. You can get a TB test at a community health center. The term of validity for a TB test report is three months.

※High-risk TB countries
Nepal, East Timor, Russia, Malaysia, Mongolia, Myanmar, Bangladesh, Vietnam, Sri Lanka, Uzbekistan, India, Indonesia, China, Cambodia, Kyrgyzstan, Thailand, Pakistan, Philippines, Laos, Kazakhstan, Tajikistan, Ukraine, Azerbaijan, Belarus, Moldova, Nigeria, South Africa, Ethiopia, Democratic Republic of Congo, Kenya, Mozambique, Zimbabwe, Kenya, Angola, Peru, Papua New Guinea

06 Overseas Koreans

"Overseas Korean" include Korean nationals residing abroad and foreign-nationality Koreans. A Korean national residing abroad is a national of the Republic of Korea who has acquired the right of permanent residence in a foreign country or is residing in a foreign country with a view to living there permanently. A foreign-nationality Korean is a person meeting certain conditions who, having held the nationality of the Republic of Korea or as a lineal descendant of such a person, has acquired the nationality of a foreign country. Those who stay abroad for a short period of time are not deemed overseas Koreans.

❶ Issuance of resident registration certificate of Korean nationals residing abroad

■Refers to the issuance of registration card with the indication "Overseas Korean" for registered Republic of Korea citizens who have obtained permanent green cards abroad or who are moving overseas after Jan. 22, 2015.

■Even though the holder of a resident registration certificate for Korean nationals residing abroad moves abroad, his/her resident registration status is maintained. With a resident registration certificate, he/she may engage in economic activities, including financial activities and real estate transactions, as a national of the Republic of Korea.

■Scope and contents of issuance
- Report to the eup, myeon, and dong of residence if the overseas Korean enters or leaves Korea for the purpose of staying for 30 days of longer in Korea or abroad
- Anyone with resident registration 17 years old or older can receive an issuance
- Issuance can be applied for after reporting residence registration or moving overseas at the eup·myeon office or dong resident center

■Documents required
- Copy of overseas Korean registration or copy of residence passport, and 1 photo to issue a resident registration card

❷ Declaration of Overseas Korean (F-4) residence

■Period of declaration
For those wishing to stay in Korea for more than 91 days from the date of entering Korea after receiving an issued Overseas-based Korean (F-4) certificate, the domestic residence declaration must be made at the district immigration or foreigner office within 90 days.

■How to report
- Visit the district immigration office or foreigner office (prior reservation required on the Hi Korea website)
- Electronic service on the Hi Korea website (www.hikorea.go.kr), etc.

■Required documents
- Integrated application form, passport and report card of the domestic place of residence, residence certificate

※ If domestic residence change is not declared, he/she may face a fine of up to 2,000,000 won.

■Reporting on change in domestic place of residence
If the residence is changed, the change of residence must be declared within 14 days of the change of residence by visiting the district immigration center, foreigner office, or si·gun·gu or eup·myeon·dong Administrative Welfare Center.

■Return of a report card of the domestic place of residence
The report card of the domestic place of residence must be returned to the district immigration office or foreigner office in the following cases

- If the overseas-based Korean becomes a citizen
  - Within 30 days of completing resident registration
- If the overseas-based Korean loses his/her qualification of Overseas-based Korean (F-4) residence
  - Within 30 days of finding out the loss of Overseas-based Korean (F-4) residence qualification
- When changing to other residence qualification
  - If permit is received to change to the relevant residence qualification
- Within 30 days of finding out the death of an overseas-based Korean in Korea
- If the overseas-based Korean leaves Korea without any intention of reentering Korea within the period of Overseas-based Korean (F-4) residence qualification

※ If the report card of the domestic place of residence is not returned, a fine of up to 1,000,000 won is imposed.

07 Departures

- A foreigner with a valid passport may freely depart the Republic of Korea. However, a suspected criminal may be detained in or deported from the Republic of Korea. A foreigner who intends to depart from the Republic of Korea beyond the permitted period of stay shall go through certain procedures at the immigration office.
- A foreigner who departs from the Republic of Korea permanently shall return his/her alien registration card during the departure inspection. A foreigner whose departure is prohibited may be subject to a restricted status of stay and scope of activities. A foreigner who still stays in the Republic of Korea after the deadline for departure may be deported or subject to criminal penalties. A foreigner subject to a departure prohibition order may file a written objection with the Ministry of Justice within 10 days after receipt of the departure prohibition order.

※Call 1345 or visit the Hi Korea website (www.hikorea.go.kr) for further details.

Q&A

Q I want to know more about reentry permits.

Those who fall under ①~④ below are exempted from receiving a re-entry permit where re-entry in Korea is possible during the relevant period without receiving a re-entry permit.

① **Registered foreigners:** Those possessing Diplomat (A-1) - Conventions/Agreements (A-3), Korean Arts and Culture (D-1) - Accompanying Spouse/Child (F-3), Marriage Migrant (F-6) - Work and Visit (H-2) visas and who want to reenter Korea within 1 year of leaving

② **Permanent Residents (F-5):** Those who want to reenter Korea within 2 years of leaving

③ **Overseas Koreans (F-4):** Those who wish to reenter Korea after leaving Korea within the stay period

④ **Refugee travel certificate keepers:** Those who want to reenter Korea after leaving within the expiration date of the certificate.

However, please check the details from the Immigration Office Call Center 1345 because the regulations may change.

Q My period of stay will expire soon, but I'm not prepared to depart Korea yet. Until when can I obtain permission for an extension of stay for departure?

Permission for an extension of stay for departure may be granted for a period of up to 30 days from the expiration date of the period of your stay. To extend your period of stay, you should present a valid airline ticket whose date of departure is within 30 days, your alien registration card, and passport. You can only apply for an extension of stay prior to the expiration date of your period of stay.

Q I heard that I should return my alien registration card at the airport during the departure inspection if the deadline for departure has expired. However, I lost my alien registration card two days before my departure.

If you fail to return your alien registration card, you may face a fine. In principle, you would need to be reissued an alien registration card under such circumstances. However, as the date of departure is imminent, you can apply for the reissuance of an alien registration card at the immigration office having jurisdiction over your residence and submit the reissuance receipt instead of your alien registration card.

Q&A

Q If a missionary with a D-6 (Religious Worker) visa intends to teach a foreign language at a language institute while continuing to engage in religious activities, should he/she obtain permission to do so from the immigration office?

A D-6 visa holder may train his/her coworkers in a foreign language at the workplace or teach a foreign language as volunteer work (non-profit, for free) at social welfare facilities, such as schools and religious institutions, or at community service centers, without additional permission. If he/she intends to focus more on teaching a foreign language than on religious activities, or on profiting as a foreign language instructor, he/she should give up the D-6 visa and reenter the Republic of Korea to be issued a new visa.

Q I have applied for an alien registration card, but I cannot go to the immigration office to pick it up in person due to personal circumstances. What should I do?

If you cannot receive your alien registration card in person, an authorized representative may pick it up for you. You should give your authorized representative a power of attorney, and the authorized representative should submit it to receive the alien registration card. If you wish to receive the alien registration card by mail, you should apply for the mailing service with the immigration office. In this case, you will bear the mailing expenses.

02 RESIDENCE

1. Types of Residences
2. Lease Contracts
3. Moving
4. Electricity/Gas/Waterworks
5. Trash Disposal
6. Q&A

01 Types of Residences

❶ Apartment

An apartment refers to a five-story or higher multi-unit building consisting of independent houses. Generally, an apartment complex has amenities, stores, and parking lots, and janitors are employed in the complex. Residents should pay management expenses every month, including public utility charges such as electric bills, water fees, gas bills, etc.

❷ Officetel (for residence)

An officetel, a portmanteau of "office" and "hotel", refers to an office space equipped with residential facilities. It is classified as a business facility under the Building Act. However, many office workers and single-person households tend to prefer this type of residence because it includes built-in furniture and home appliances for residents' convenience. Most officetels have parking lots. Officetel residents should pay management expenses every month, just like apartment residents.

❸ Detached residence

A detached residence refers to a free-standing residential building on land owned by an individual. In most cases, a detached residence is owned by one or two persons (joint ownership).

❹ Tenement/multi-household house

A tenement, a type of Western-style multi-occupancy building, refers to a four-story or lower multi-unit building consisting of two or more houses. A multi-household house is a residential building where several households can live together.

❺ Studio apartment

A studio apartment is similar to an officetel, but smaller. Studio apartments are divided into the separated kitchen type and all-in-one type, depending on their structure. As the rent is cheaper for a studio apartment than an officetel, they are generally concentrated near colleges.

❻ Boarding house

Residents can stay in a boarding house by paying the monthly rent only, without need for a deposit. The monthly rent includes housing expenses, utility charges, and breakfast and dinner expenses. Numerous residents live in a boarding house and should share the kitchen, living room, washrooms, etc. Generally, the owner also lives in the boarding house. Many boarding houses are concentrated near colleges.

❼ Gosiwon

A gosiwon has the cheapest deposit and monthly rent. A gosiwon unit is very small and only suitable for a single-person household. Residents share a kitchen, washrooms, showers, etc., and may cook if they want. Many gosiwon facilities provide basic food ingredients, such as rice, eggs, and kimchi, for free.

02 Lease Contracts

❶ Deposit-based lease (jeonse)

- A deposit-based lease is one type of way to lease a house. The lessee makes a lump-sum deposit on a rental space to the property owner and uses the house for a period of one or two years, according to the lease contract. The lessee shall pay 10% of the security deposit for the lease as a down payment when concluding the contract, and settle the balance when moving in.
- The lessee shall maintain the original house conditions during the term of the lease. If he/she wants interior work done, he/she shall obtain consent from the property owner in advance.
- The property owner shall return the full amount of the security deposit to the lessee at the end of the lease.

❷ Monthly lease

- Under a monthly lease contract with a term of one or two years, the lessee may use the house by paying a deposit up front and rent every month. The amount of the deposit is generally 10 to 20 times the monthly rent.
- The lessee shall pay 10% of the security deposit for the lease as a down payment and settle the balance when moving in. If the lessee cancels the lease during the term of the contract, the down payment shall not be returned. If the property owner cancels the contract, he/she shall pay twice the amount of the down payment to the lessee.
- In principle, the full amount of the security deposit is returned after termination of the contract. In special cases, such as arrears of monthly rent or utility charges, these expenditures are deducted from the security deposit, and the remaining amount is returned.
- Real estate agent commissions vary depending on the type of residence and area, as well as the transaction amount.
  You can find real estate agencies that provide services in foreign languages (mainly English, Chinese, and Japanese) via the Seoul Metropolitan Government's Real Estate Information Center website (land.seoul.go.kr).

03 Moving

❶ Things to look out for before moving in

- Check the conditions of the house thoroughly before you move in. If there are any issues, take a picture and notify the real estate agent or property owner of it before you unpack.
- If you want to paint or repair the house, you should obtain permission from the property owner in advance.
- If you move out, do not forget to return the house keys to the owner after receiving the security deposit to avoid potential conflict.

WHAT TO REMEMBER WHEN MOVING OUT!

Make sure all utility charges and management expenses are paid.
Pay all of your utility charges, such as electric bills, gas bills, and management expenses, and keep the receipts just in case.

Inquiries
- City gas : 1588-5788
- Water and sewage : 120
- Electricity : 123

- Before you depart the Republic of Korea, be sure to pay all management expenses and utility charges, including electric bills, gas bills, and water fees, to avoid disruptions during your immigration inspection.

❷ Moving options

- Call van moving company : Call van moving company: If you do not have a lot of luggage, it is economical to use a call van moving service.
- General moving company : If you use a general moving company, you will make a contract for the use of the vehicles, and should pack and arrange your goods by yourself. Prices vary depending on the number of staff required for moving. The number of staff will be determined based on the amount of goods to be moved.
- Full-service moving company : A full-service moving company handles the entire moving process, including packing, transport, and unpacking in the new house. You are only expected to take care of your valuables, and all you have to do is to let the movers know how you want the furniture and home appliances laid out when moving in. Prices vary depending on the amount of goods to be moved. You may also use other services, such as cleaning, by paying additional charges.

Tip **What is an implied renewal?**

※You should remember this before the expiration date of your contract. If you want to move out when the current lease contract is terminated, you need to notify the owner of your intention to do so one month before the contract expiration date. Otherwise, the lease contract will be automatically extended even though a new contract was not signed. This is called implied renewal. If the owner does not wish to extend the contract with the current lessee, he/she should ask the lessee to move out two months before the contract expiration date so the lessee can make preparations.

Tip **Other moving services**

- If you need a place to store your freight and luggage until you move in, you can use an overseas moving company's freight storage service. Storage fees depend on the number of days your goods will be stored.
- If you want to hire a cleaning service before moving in to your new home, look up "입주청소" (move-in cleaning) or "이사청소" (cleaning before moving in) online.

04 Electricity/Gas/Waterworks

❶ Electricity

- The standard voltage in Korea is 220V, at 60Hz. You should check the voltage and frequency before using electronics you've brought from abroad. A monthly electric bill is issued on the following month. For multi-unit buildings, such as an apartment or officetel, the bill is included in the management expenses.
- If you have any questions about paying, signing up for, or reporting problems with electric bills, you can call the 24-hour Electricity Customer Center for the Korea Electric Power Corporation (☏123) or visit its website (www.kepco.co.kr) [available in Korean, English, Chinese, French, and Spanish].

❷ Gas

- Although most homes in Seoul use city gas, some cities without city gas facilities use LPG. In Seoul, city gas is supplied by Seoul City Gas. If you live in a house that uses LPG, call a nearby gas supplier to order gas for delivery.
- If you want to use city gas after moving in, you should contact a city gas supplier to have it installed. A city gas company employee will visit your place and install the city gas lines on the designated date.
- It is dangerous to install and remove gas lines by yourself. It should be done by a city gas company employee for your safety.
- Visit the Korea Gas Association website (www.citygas.or.kr) for further information on city gas companies near your home.

❸ Waterworks

Water fees are charged every two months. Water fees include waterworks, sewage, and water charges. Call the Waterworks Headquarters (☏120) or visit its website (arisu.seoul.go.kr) [available in Korean and English] for further information.

Tip **How to prevent water meters from freezing and bursting in the winter.**

Water meters may freeze and burst when the temperature drops below freezing in the winter. Fill the inside of the water meter with an old cloth or towel and cover the outside with vinyl in advance to prevent cold air from getting in. In addition, always leave your faucets dripping to prevent the pipes from freezing.

05 Trash Disposal

❶ Sorting trash

Sorting trash refers to separating waste into different elements, such as plastic, paper, vinyl, cans, and so on.

General trash and food trash that does not need to be sorted should be disposed of in a standard plastic garbage bag. Through the bag fees, this system encourages recycling and reduces waste.

❷ Fines for violations

Seoul's 25 autonomous Districts, or Gus, have their own schedules for throwing out trash. Violating trash regulations or illegally disposing of trash could result in a maximum fine of 1 million won. If you are caught mixing general and food trash, you could also face a fine, which accumulates based on the number of violations committed. (Regulations may vary by district.)

❸ General and food waste

Type	General waste	Food waste	
Details	**Household waste** Bones from meat products, shells, garlic and onion skins, disposable tea bags, etc.	Leftovers and food waste generated before and after cooking	
Disposal schedule (day and time)	**Day:** Varies by district **Time:** From sunset to midnight	On the designated day of the week, until 10 pm	
Location	**General homes:** In front of the building, or in the designated place if applicable 	**Detached residences and multi-unit buildings consisting of less than 20 households** Put in the designated 25L food waste container	
		Multi-unit buildings consisting of 20 houses or more Put in the complex's designated 120L food waste container	
	Apartments and multi-unit buildings: Waste container within the complex 	Food waste machine within the apartment complex	
Fees	Standard plastic garbage bags	**Multi-unit buildings consisting of 20 houses or more** Fees are added to the monthly management charges	
		Paid by traffic card for food waste machine within the apartment complex	

※You can purchase standard plastic garbage bags at supermarkets or convenience stores. Prices vary by district.

Tip Items not to be included in food trash

- Fruits : Walnut, chestnut, peanut, acorn, coconut shells, pineapple peels, etc. / Large fruit seeds (apricots, persimmons, etc.)
- Meat : Bones and feathers of animals
- Seafood : Clam, conch, abalone, cockle, sea squirt, oyster, lobster shells, etc. / Blowfish innards (eggs)
- Others : irritating substances such as tea bags, herbal herb powder, onion skin, and red pepper paste

❹ Recyclable waste

▪Types of recyclable waste

Type	Recyclable (O)	Non-recyclable (X)
Paper	Newspapers, books, notebooks, wrapping paper, corrugated cardboard, paper bags, paper boxes, and other paper items bearing a recycling symbol 종이 종이팩	Vinyl-coated paper bags or paper cups
Glass	Liquor bottles such as beer and soju bottles, soda bottles, and other glass items bearing a recycling symbol 유리	Plate glass, mirrors, heat-resistant dinnerware, and ivory-colored (cream-colored) glass
Metal	Drink cans, spray cans, butane fuel canisters, aluminum, stainless steel flatware, tools, and other iron/aluminum items bearing a recycling symbol 캔류 알미늄 캔류 철	Paint cans, oil barrels, harmful substance containers
Styrofoam	EPE foam buffers for home appliances, containers for transporting fishes or fruits, and clean instant cup noodle containers	Disposable plates
Plastic	Items bearing an PET, HDPE, LDPE, PP, PS, or OTHER recycling symbol 플라스틱 PET 플라스틱 HDPE 플라스틱 LDPE 플라스틱 PP 플라스틱 PS 플라스틱 OTHER	Pens, socket with button switch, toys, baby walkers, telephones, disposable cameras, electric heaters
Milk cartons	Milk cartons	
Fluorescent lamps	Unbroken fluorescent lamps and bulbs	Broken fluorescent lamps and bulbs
Vinyl	Vinyl bags (white/black/other vinyl bags, instant noodle packages) Items bearing an HDPE, LDPE, PP, PS, PVC, or OTHER recycling symbol 비닐류 HDPE 비닐류 LDPE 비닐류 PP 비닐류 PS 비닐류 PVC 비닐류 OTHER	Dirty vinyl bags

■Taking out recyclable waste

- Separate recyclable items by material (paper, metal, plastic, glass, vinyl, etc.) and put them in the designated place in front of your house.
- Dirty vinyl may be mistaken for garbage. Collect clean vinyl in a transparent plastic bag before putting it out.
- Each district has its own waste collection day. You will need to check and find out the recyclable waste collection day and put it out at the designated time (from sunset to midnight).
- As of Dec. 25, 2020, transparent PET bottles (water, beverage) must be disposed of separately from general plastic products (colored PET bottles, disposable cups, etc.) in Seoul multi-unit buildings

■Location

Either place recyclable waste in front of your house, in the designated place if in a detached residence, or in the waste collection area if in an apartment complex.

■Recycling centers and flea markets

Type	Description	Website and Contact information
Recycling Center	The Recycling Center buys and sells used goods to help conserve resources and protect the environment.	Yangcheon-gu www.reoffice10.co.kr Dobong-gu 02-902-8272 Seodaemun-gu www.s8272.co.kr Geumcheon-gu/Gwanak-gu www.jungo7282.co.kr Dongdaemun-gu www.dm8272.co.kr
The Salvation Army Thrift Store	The Salvation Army Thrift Store accepts donations of goods from individuals or companies and sells them at low prices.	www.nanumistore.org [Korean and English] Donation and sponsorship inquiries ☎ 02-365-7084 / 1588-1327
Beautiful Store	The Beautiful Store accepts donations of new or used goods and sells them at low prices after making any necessary repairs.	www.beautifulstore.org [Korean and English] ☎ 02-3676-1009 / 1577-1113
Ttukseom Beautiful Flea Market	Locals buy and sell a variety of goods here to encourage reuse and sharing. Exit 2 or 3 of Ttukseom Resort Station (Line 7)	www.facebook.com/flea1004 [Korean] ☎ 02-1899-1017
Seoul Folk Flea Market	Visitors can enjoy both the traditional flea market and the beauty of Cheonggyecheon Stream. This tourist destination is popular with Seoul locals, as well as Korean and foreign tourists. 100m from Exit 9 of Sinseol-dong Station (Lines 1 and 2)	www.pungmul.or.kr [Korean, English, Japanese, and Chinese]
Itaewon Used Furniture Street	You can buy furniture used by foreigners at low prices. Located between Exits 3 and 4 of Itaewon Station (Line 6)	

❺ Bulky waste

Bulky waste refers to waste which cannot be put in a standard plastic garbage bag, such as furniture, home appliances, etc.

Type	Details
Furniture	Drawers, cabinets, desks, dressers, bookshelves, beds, sofas, sinks, etc.
Damaged home appliances	Home appliances such as TVs, refrigerators, washing machines, air conditioners, etc.
Undamaged home appliances	TV, refrigerators, washing machines, air conditioners, and home appliances to be disposed of that are one meter tall or higher

※A small home appliance such as an iron or vacuum cannot be thrown out by itself. You should either take out five or more small home appliances at once, or put it out when intending to dispose of bulky waste.

■How to take out bulky waste and report its disposal

•Online report

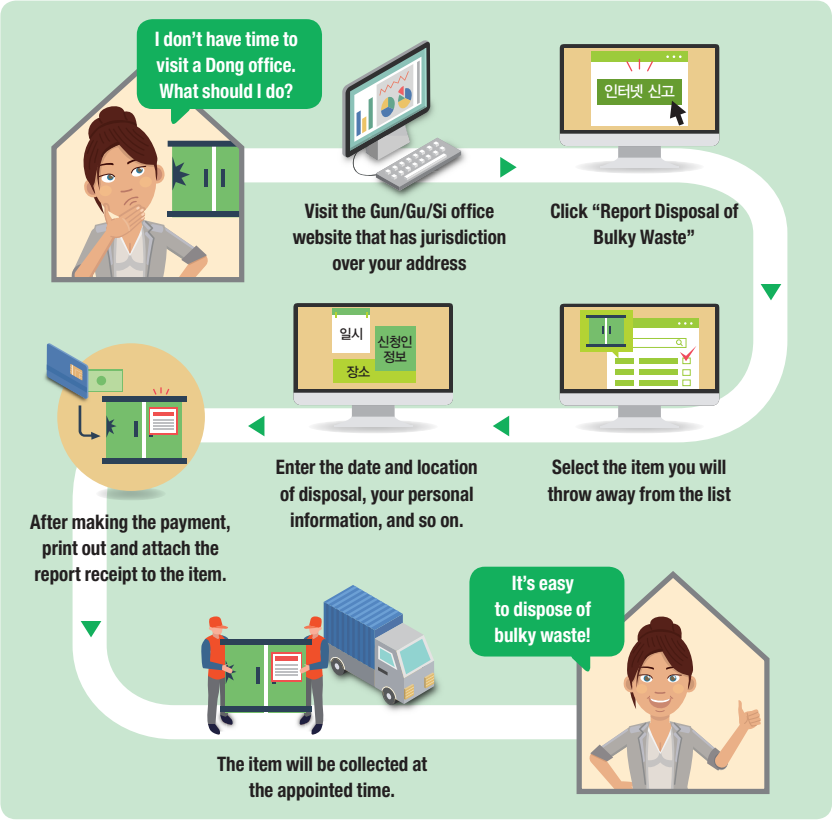

※You can report waste disposal through your local district office's website.

•Report at your local community service center

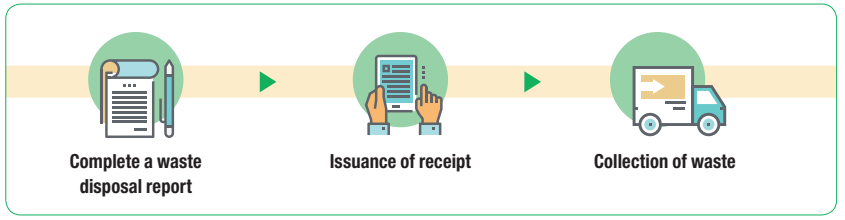

•Reporting online

If you book online in advance, staff from the Home Appliances Disposal Center will come to your home and collect any home appliances to be disposed of for free.

-Home Appliances Disposal Center : ☎ 1599-0903 (www.15990903.or.kr)

-Business hours : Weekdays and holidays : 6:00 am - 6:00 pm (To arrange pick-ups after 6:00 pm, please contact the Home Appliances Disposal Center.)

-Closed : Every Saturday and Sunday, Lunar New Year holiday, Chuseok holiday, Labor Day, New Year's Day (January 1), and public holidays

Free pick-up procedure

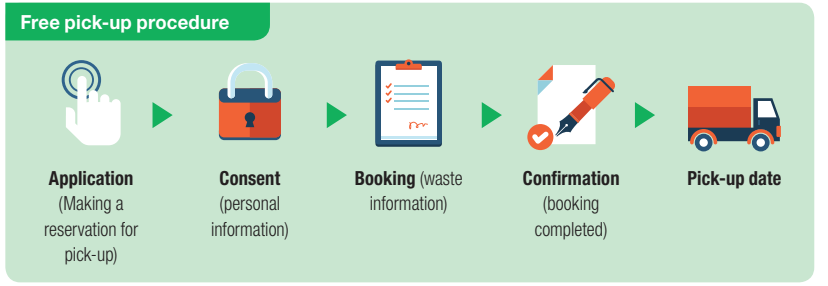

•How to dispose of bulky waste

Attach a "report receipt for bulky waste disposal" issued by the District Mayor to the item and put it outside.

■Bulky waste disposal fees

Fees vary by district. If the reported information is not consistent with the actual item, it is deemed illegal dumping and the item will not be collected. If caught dumping bulky waste illegally, you could face a maximum fine of 200,000 won.

❻ Small home appliance waste

- ■33 kinds of small home appliances, including cell phones, irons, and vacuums, may be disposed of for free.
- ■Take out any small home appliance waste items on your area's recyclable waste collection day.
- ■Bring cell phones to a cell phone retail store or put the Green Boxes located in community service centers, Woori Bank branches, etc., to dispose of them.

Q&A

Q I have just moved to a new place. How can I file a moving-in report and obtain the fixed date?

You can complete the moving-in report by reporting a change of domicile to the relevant Gu/Eup/Myeon office, community service center, or immigration office within 14 days from the date you moved. The fixed date can be provided by the community service center or registry having jurisdiction over the domicile after you have completed the moving-in report.

Q I will sign a lease contract with a 3 million won security deposit and monthly rent of 1 million won. How much will the real estate agent commission be?

To calculate the real estate agent commission for a monthly rent lease contract, you should calculate the lease amount by first multiplying the monthly rent by 100, and then adding the security deposit. In this case, 1 million won (monthly rent) × 100 + 3 million won (security money) = 103 million won (lease amount). If the lease amount is 100 million won or more and less than 300 million won, the real estate agent commission rate is 0.3%. Therefore, you should pay 309,000 won for the real estate agent commission.

Q I would like to cancel a lease contract even though there is still five months on the contract. Should I pay the house owner a penalty?

You are not legally obligated to pay an indemnity. However, as a courtesy, you should find another lessee after consulting the owner about the matter. In this case, you are expected to bear the owner's real estate agent commission fee. If you cannot find a new lessee, you should continue to pay the monthly rent until the lease contract expires. Refer to the Seoul Real Estate Information Center website (land.seoul.go.kr) for further information.

Q My employment contract has just ended and I would like to go on an overseas trip for a while. Where should I leave my belongings and luggage in Korea during my trip?

Local moving companies provide freight storage services. The service fees will depend on the storage period and the size of the goods to be stored. You may ask a truck rental service to move your belongings if necessary. Storage fees are roughly between 60,000 won and 80,000 won (2.5m×2.5m) per month. Truck rental fees depend on the moving distance.

Q My boiler is broken and needs to be repaired. Can I ask the property owner to repair it?

If any of the basic facilities of a leased house are broken, the lessor is obligated to repair them. However, the lessee should repair any damages that result from his/her negligence, etc. If the lessor does not repair it, the lessee may repair it first and claim repair costs from the lessor. Repair costs for a boiler vary depending on the period of use.

Q How can I dispose of fluorescent lamps and batteries?

In order to prevent environmental pollution caused by heavy metals, you should be careful not to mix hazardous waste, such as fluorescent lamps and batteries, with general waste. Each community service center has recycling boxes. In addition, you can find recycling boxes in large waste disposal locations. Contact the community service center to find recycling box locations.

Q&A

Q I followed all of the waste disposal regulations, but was fined. I think someone opened my garbage bag and messed it up. What should I do when I am unfairly fined?

If someone intentionally opens and messes up a garbage bag or cats rummage through it, you may be unfairly fined. In this case, you may file a civil complaint with evidence by filling out an application form at the public service center of the relevant district office.

Q My glass table-top is broken. How can I dispose of it?

If a small glass item is broken, it is deemed general waste and should be put in a general waste bag. Cover the broken glass with newspaper, etc. for your and other people's safety. If a large glass item is broken, purchase a waste sack from a store that sells garbage bags. Put the broken glass in the waste sack and break it up into smaller pieces before taking it out.

Q I would like to donate my children's old clothes. What should I do?

- **Clothing drop boxes**
  If you live in a detached house, find a nearby clothing drop box in your neighborhood. If you live in an apartment complex, put the clothes in the clothing drop box located next to the recycling boxes. Clothing drop boxes installed by disability organizations are not managed by the district.
- **Local welfare groups**
  Children's welfare centers are generally managed by district offices. If you want to donate clothes to a children's welfare center, contact the Social Welfare Division of the relevant district office.
- **Donation organizations**
  Visit www.beautifulstore.org to find the Beautiful Store nearest you.

03 TRANSPORTATION

1. Transportation Cards
2. Subway
3. Intra-city Buses
4. Taxis
5. Bicycles
6. Express Buses
7. Trains & Airplanes
8. Lost & Found
9. Q&A

01 Transportation Cards

When using public transportation, for your convenience, you can pay with a transportation card instead of cash. A transportation card allows you to use the subway, intra-city buses, taxis, and bicycles to travel.

❶ Using the card

There are two types of transportation cards: T-money and Cash-bee. You will need to charge your transportation card by putting money on it before you can use it. You can purchase a transportation card at any convenience store (GS 25, 7-Eleven, CU, Emart24, etc.), subway stations (Lines 1 to 9), online T-money shops, etc. The price of the card varies and generally ranges from 4,000 to 8,000 won. You can only use your transportation card when the balance is 250 won or more.

※ T-money website: www.t-money.co.kr ※ Cash-bee website: www.cashbee.co.kr

■Recharging and using a transportation card

Every subway station has transportation card recharging machines. The machine allows you to select a foreign language. In addition to cash, you may pay by wire transfer, or with your debit or credit card. To use the card, tap it on the turnstile sensor in the area stating "Place Your Card Here". You will hear a beep sound, and the fare will be deducted from your balance. If you want to use one transportation card for two or more people, tell the driver the number of passengers, and then tap your transportation card on the reader when instructed (only for bus).

■Single-journey tickets

- Single-journey tickets allow you to ride on the Seoul Metropolitan Subway and are reusable. You can purchase a single-journey ticket from ticket vending machines installed in subway stations.
- When purchasing a single-journey ticket, you should pay the fare and a 500 won deposit. You can get the deposit back by returning your single-journey ticket at designated "deposit refund devices" installed in subway stations.
- Single journey ticket fares are 100 won higher than transportation card fares. You may only use single journey tickets on the Seoul subway system.

1. Purchasing a single-journey ticket

- Go to one of the "ticket vending and card reload device" machines, select your destination, and insert the fare and deposit (500 won). Select your destination. Receive your single journey ticket.

- Take your ticket when it's issued. You may only purchase single-journey tickets from "ticket vending and card reload device" machines. The deposit (500 won) encourages the reuse of single-journey tickets.

2. Use the subway

- Tap your single-journey ticket on the turnstile sensor to your right, in the area stating "Place Your Card Here" (T-money).

3. Get your deposit back

- Once you reach your destination, you can insert the single journey ticket into a "deposit refund device" to get your deposit back. Get a refund of your deposit.

Single-journey ticket

■Front



■Rear

❷ Transferring

When you are getting off a bus or subway or transferring to another mode of public transportation, you will need to tap your transportation card on the sensor to get a transfer discount or complete your travel. If you fail to scan your card, you may be charged for an additional fare. The number of transfers (subway-bus, bus-bus) you can do using a general transportation card is limited to four times a day. (The total number of times you can use public transportation is limited to five times a day.)

Buses and transfers (Distance rates system for public transportation)	**Basic fare**	**Basic fare charged for up to 10 km** (Up to 30 km for Seoul Metropolitan Bus, Gyeonggi Rapid Bus/Express Bus, and Incheon Rapid Bus/ Metropolitan Bus) The highest basic fare by mode of transportation
	Additional fares	**If the distance traveled exceeds 10 km, an additional 100 won will be charged every 5 km.** (30 km for Seoul Metropolitan Bus, Gyeonggi Rapid Bus/ Express Bus, and Incheon Rapid Bus/Metropolitan Bus)

- Applies to : Transfers between subway and Seoul Bus, Gyeonggi Bus, or Incheon Bus
- The time limit for transfers is 30 minutes after getting off. (1 hour between 9:00 pm and 7:00 am the following day)
- You can use a single journey ticket for subway only.
- The transfer discount will not apply if you transfer to the same-numbered bus.

02 Subway

❶ Subway fares

Additional fares are added to the basic fare depending on the distance traveled. You can pay the fare with a single journey ticket or transportation card. If the distance traveled is less than 10 km, the basic fare for adults is 1,250 won.

An additional 100 won is charged every 5 km when the travel distance is between 10 km and 50 km, and every 8km when the travel distance exceeds 50km. (When paying with a transportation card) Single-journey ticket fares are 100 won higher than transportation card fares. Visit the Seoul Metro website (www.seoulmetro.co.kr) to find facilities for the disabled, elderly, etc.

Types	Transportation card (early bird discount applied before 6:30 am)	Transportation card	Cash and single-journey tickets
Adults	1,120 won	1,400 won	1,500 won
Teenagers (between 13 and 18)	640 won	800 won	1,500 won
Children (between 6 and 13)	400 won	500 won	500 won

※Those who are classified as senior citizens aged 65 or over, people with disabilities (including one guardian for severely people with a level 1 to 3 disability), and persons who have rendered distinguished service to the state (including one guardian with a level 1 disability or injury), and children under 6 years old (3 per guardian) can use the subway for free.

■ Commuter pass

It is preferable to use a commuter ticket if you commute by only subway. You can purchase a commuter pass at any subway station office. You will need to pay an initial cost of 2,500 won at the time of purchase. You cannot use a commuter pass on buses.

Commuter pass	**Seoul (61,600 won)**	**You can use it up to 60 times within 30 days of the date of purchase.** ※You can use a commuter pass for Seoul Subway Lines 1 to 9 and on Korea Railroad Corporation trains within the Seoul metropolitan area.
	Distance proportional (61,600 won - 123,400 won)	**Pass prices vary depending on the distance traveled. (only for subway lines in the Seoul metropolitan area) You can use a commuter pass for subway (in the Seoul metropolitan area) only.**

❷ Taking your bike on the subway

If you intend to take your bike on the subway, please adhere to the following regulations and etiquette to prevent accidents. Visit the Seoul Metropolitan City "Transportation" website (news.seoul.go.kr/traffic) for further details.

You can only take your bike on the subway on Saturday and Sunday (legal holidays).
(You can take a folding bike on the subway on weekdays after folding it.)

You should take the first or last subway car when with a bike.
(Some subway trains have a car for bicycles.)

Do not use the elevators.

Do not use the escalators.

Do not ride your bike in the station.

Please follow these rules to prevent accidents.

(*Source : Seoul Metro)

03 Intra-city Buses

❶ Types of buses

▪General buses

General buses are the most common type of bus in Seoul. There are three color-coded bus types: Yellow (Circular Bus), Blue (Arterial Bus), and Green (Feeder Bus). Metropolitan Buses, also known as Red Buses, are buses that travel between Seoul and the Seoul metropolitan area. Visit the Seoul Public Transportation website (bus.go.kr) to obtain information on bus routes and see the Seoul bus map. Real-time bus arrival information is displayed on an information screen installed at each bus stop.



BLUE BUS Main Route Buses
Buses that travel longer distances within the city to connect suburban areas to downtown Seoul

GREEN BUS Branch Route Buses
Buses that connect residential areas, subway lines and bus terminals

YELLOW BUS Circulation Route Buses
Buses that circle downtown Seoul and make short stops around the center of the City

RED BUS Metro Route Buses
Buses that are the quickest of the group for a wide area line as they provide commuters easier access to neighboring cities

▪Neighborhood buses

Neighborhood buses usually travel short distances. They operate in highly residential areas where that are not accessible by subway or general buses.

▪Night bus (Owl bus)

Seoul has nine night buses that operate from midnight (12 am) to 4 am (based on the start of the route). Each bus has an LED display showing the bus number and an owl character on its front and side. Hence, the name, owl bus. As each bus number starts with an N for "night", it is also known as an N bus.

Various owl bus characters

Owl bus station

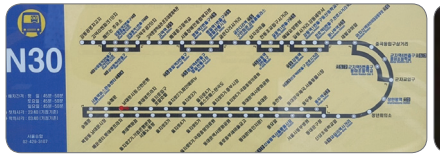

Owl bus route

LED display

(*Source : Seoul Metro)

❷ Bus fares

Bus fares vary depending on the type of buses and passenger. You can get a discount by using a transportation card.

Type		General fares		Early bird fares (The first bus - 6:30 am, with transportation card)
		Transportation card	Cash	Transportation card
Arterial bus Feeder bus	Adults	1,500 won	1,500 won	1,200 won
	Teenagers	900 won	1,000 won	720 won
	Children	450 won	550 won	440 won
Metropolitan bus	Adults	3,000 won	3,000 won	2,400 won
	Teenagers	1,700 won	1,800 won	1,360 won
	Children	1,500 won	1,500 won	1,200 won
Circular bus	Adults	1,400 won	1,400 won	1,120 won
	Teenagers	800 won	800 won	640 won
	Children	500 won	500 won	400 won

Type		General fares		Early bird fares (The first bus - 6:30 am, with transportation card)
		Transportation card	Cash	Transportation card
Night bus	Adults	2,500 won	2,500 won	-
	Teenagers	1,600 won	1,800 won	-
	Children	1,400 won	1,400 won	-
Neighborhood bus	Adults	1,200 won	1,200 won	960 won
	Teenagers	600 won	600 won	480 won
	Children	400 won	400 won	320 won

※The base distance for metropolitan buses is 30 km, and the basic fare is charged up to this point. If the distance traveled exceeds the base distance, an additional 100 won is charged every 5 km.
※Children under 6 years old who are accompanied by a guardian can ride the bus for free.

Tip Download the "Seoul Public Transportation" or "Naver Map" apps or visit the Seoul Public Transportation website (m.bus.go.kr) to obtain real-time bus and subway information.

04 Taxis

❶ Types of taxis

Types	Regular taxis	Deluxe taxis	Jumbo taxis
	Regular taxis are generally orange, silver, and white. If you want to use a call taxi, you can call the Call Taxi Service "1333" operated by the Ministry of Land, Infrastructure and Transport or download the "Call Taxi" app.	Deluxe taxis, also known as black taxis, provide higher quality service than regular taxis. A deluxe taxi license is granted to regular taxi drivers who have driven a regular taxi for 10 years without any accidents. The "Deluxe" or "Deluxe Taxi" sign is indicated on the vehicle.	Jumbo taxis are 6-to-9-seater (including driver) black taxis. Qualified drivers wear a uniform and a name tag.

Types		Regular taxis	Deluxe taxis	Jumbo taxis
Daytime	Base fare	4,800 won for up to 1.6 km	7,000 won for up to 3 km	
	Distance fare	100 won per 131 m	200 won per 151 m	
	Time fare	100 won per 30 sec	100 won per 36 sec	
Midnight	Base fare	22 - 23 pm, 02 - 04 am: 5,800 won for up to 1.6 km 23 pm - 02 am: 6,700 won for up to 1.6 km	Midnight extra charge (22 pm - 04 am)	
			8,400 won for up to 3 km	
	Distance fare	22 - 23 pm, 02 - 04 am: 120 won per 131 m 23 pm - 02 am: 140 won per 131 m	240 won per 151 m	
	Time fare	22 - 23 pm, 02 - 04 am: 120 won per 30 sec 23 pm - 02 am: 140 won per 30 sec	240 won per 36 sec	

Foreign tourist taxis (international taxis)	•**Inquires ☎1644-2255** International Taxi website www.intltaxi.co.kr [Korean, English, Japanese, and Chinese]
Call vans	Call vans are taxis mainly intended for freight transportation. Call vans are part of the freight industry, while jumbo taxis, which look like vans, (also known as wagon taxis) are for passenger transportation.
Call taxis for the disabled	Call taxis for the disabled are taxis for severely disabled people. You can book a taxi online. by phone, by text (☎1588-4388), or via app on your mobile. The base fare is 1,500 won for up to 5 km, and 2,900 won for up to 10 km. If the distance traveled exceeds 10 km, 70 won is charged for every additional kilometer. Visit the Seoul Metropolitan Facilities Management Corporation Call Taxi for the Disabled website (www.sisul.or.kr/open_content/calltaxi/) for further information.

❷ Chauffeur services

If, for some reason, you cannot drive your car at the time, you can use a chauffeur service. Many people use chauffeur services between 9 pm and 1 am. You can search for a chauffeur service website online or download a chauffeur service app. The fee depends on the distance traveled.

05 Bicycles

❶ Using bicycles

- The Seoul Bike system, also called "Ttareungi", is an unmanned bike rental system. This system allows anyone to rent a bike anywhere and at any time. Anyone aged 15 and over can use this service, but those under 19 need the consent of a parent.
- To sign up and purchase a voucher, visit the Seoul Bike website (www.bikeseoul.com) or download the "Seoul Bike Ttareungi" app. You can purchase a one-day voucher without signing up for a membership.

■ Renting and returning a bike

- You can return the bike at the rental station nearest you instead of going back to the station where you rented it.
- As of June 2023, Seoul has a total of 2,749 rental stations across various districts. Visit the Seoul Bike website or use the app to find a rental station near you.

■ Signing up

- Visit the Seoul Bike website or open the application and go to "My Space → Register Card". Enter your 16-digit T-money card number to finish signing up.
- If you have a deferred payment transportation card or RFID card, use the mobile app. Open the app, select a bike to rent, and tap "Register Card". Press the "Home" button on the terminal and you will hear a response, "Place your card to register." Place your card on the terminal to complete the registration process.

❷ Fares

Type	Pass (Members)			One-day voucher (Non-members)	
Vouchers	Types	1 hour vouchers	2 hours vouchers	1 hour vouchers	2 hours vouchers
	7-day pass 30-day pass 180-day pass 365-day pass	3,000 won 5,000 won 15,000 won 30,000 won	4,000 won 7,000 won 20,000 won 40,000 won	1,000 won	2,000 won
Payment	Cell phone, credit card, PAYCO, Kakao Pay, Zero Pay, Discover Pass (only for foreigners)				
Additional charges	· An additional 200 won for every 5 minutes beyond the first hour (2 hours) is charged for 1-hour vouchers (2-hour vouchers) · Additional fees are charged beyond the base rental period after borrowing the bike (the service cannot be used again if extra fees are not paid)				
Rental period	- [1 hour voucher] Voucher based on 1 hour - [2 hours voucher] Voucher based on 2 hours				

① **Purchase a voucher.**
(Visit the Seoul Bike website (www.bikeseoul.com) on your PC or mobile.)

Select "Voucher Purchase".

Select a voucher (1 hour/2 hours) **and make a payment.**

Check the rental number (an eight-digit number consisting of digits between 1 and 6).

② **Rental - Select a bike and enter the rental number. (Press the terminal button first.)**

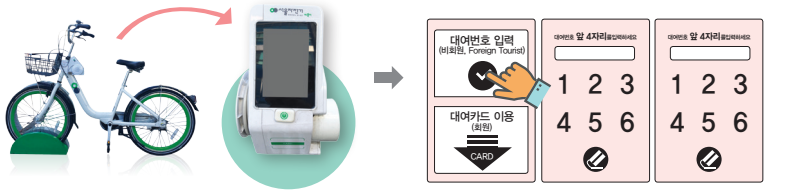

③ **Unlock the bike.**

Pull the lock on the right side of the terminal in the direction of the arrow within 10 seconds.

④ **Return - Return the bike at any rental station.**

Place the bike on a bike stand.

Connect the lock to the terminal (reverse the actions performed when renting).

06 Express Buses

You can travel between Seoul and other cities using an express bus at cheaper rates than KTX or airplanes. In addition, express buses service a wide range of bus routes. Seoul has three express bus terminals: Seoul Express Bus Terminal, Dong Seoul Terminal, Nambu Terminal.

- **Seoul Express Bus Terminal :** Located at Express Bus Terminal Station (Lines 3, 7, and 9) (www.exterminal.co.kr)
- **Dong Seoul Terminal :** Located at Gangbyeon Station (Line 2) (www.ti21.co.kr)
- **Nambu Terminal :** Located at Nambu Bus Terminal Station (Line 3) (txbus.t-money.co.kr)

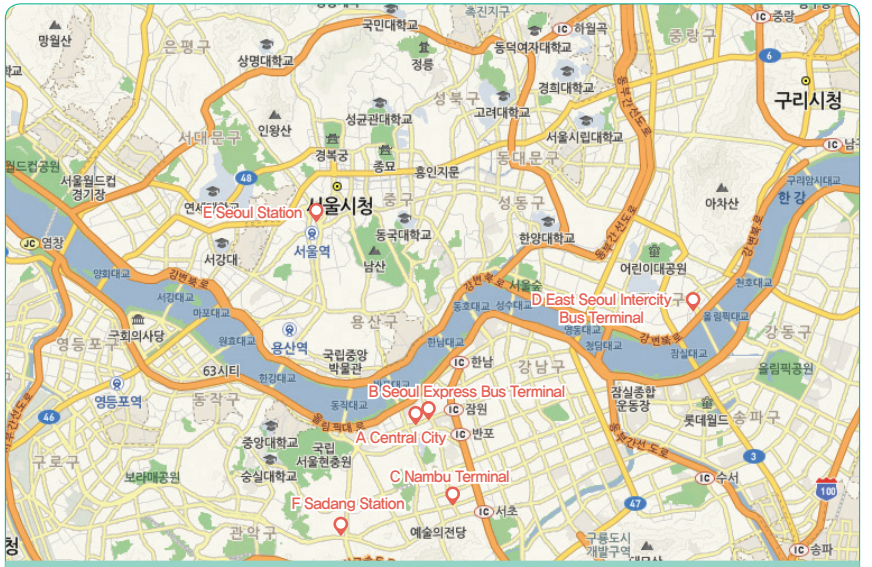

A : Central City: Exit 8 of Express Bus Terminal Station (Line 3)
B : Seoul Express Bus Terminal: Exits 1 and 2 of Express Bus Terminal Station (Line 3)
C : Nambu Terminal: Exit 5 of Nambu Bus Terminal Station (Line 3)
D : East Seoul Intercity Bus Terminal: Exit 7 of Bulgwang Station (Line 6)
E : Seoul Station: Exits 2 and 3 of Seoul Station (Line 1)
F : Sadang Station: Exit 4 of Sadang Station (Line 4)

- **How to book and purchase an express bus ticket**
  Visit the Express Bus Booking website (www.kobus.co.kr) [Korean, English, Chinese, and Japanese] to obtain terminal and bus schedule information and book a bus ticket. No cancellation fees will be charged if a ticket is canceled two days prior to the date of departure. After that, you will be charged cancellation fees. You can easily book or purchase an express bus ticket using the Express Bus mobile application. Visit www.epassmobile.co.kr for further information on the application. Inaddition, you can purchase a bus ticket at any express bus terminal ticket office.

07 Trains & Airplanes

In addition to express buses, you can also go between Seoul and other cities by train or plane.

❶ Trains

You can purchase a train ticket via the KORAIL Booking website (www.letskorail.com) and the KORAIL Talk application, or from a ticket machine, train station (except subway stations), or train ticket agencies such as a travel agency. Visit the "Let's KORAIL" website [Korean, English, Chinese, and Japanese] to obtain information on cancellation fees, return fees, and tickets.

Type	Features
KTX	The fastest express trains in Korea
ITX-Saemaeul	The rapid train class, operating on the Gyeongbu Line, Honam Line, Jeolla Line, Gyeongjeon Line, Jungang Line, etc.
Mugunghwa	The slowest trains in Korea. They stop at many stations not served by the KTX or Saemaeul trains
SRT	SRT is a high-speed train that passengers board from Suseo Station. It operates over the Gyeongbu high speed line and the Honam high speed line.

❷ Airplanes

You can use Gimpo International Airport to go from Seoul to other cities in Korea by plane. Visit the Gimpo International Airport website (www.airport.co.kr/gimpo) [Korean, English, Japanese, and Chinese] to obtain flight schedules and airport information and book a plane ticket.

08 Lost & Found

❶ Subway

Subway Lost & Found Services are located at each subway district. You can easily find a lost item if you know the subway train information (line, time, subway train number). The subway Lost & Found is open from 9:00 am - 6:00 pm.

- **Seoul Metro Lost & Found**
  Lost112 Lost & Found Information (Provincial Police Agency) ☏182 / Website (www.lost112.go.kr)
- **Subway Lost & Found Services**

❷ Intra-city buses

- Seoul Bus Transport Association Lost & Found Center
  ☏02-415-4101~8 / Website (www.sbus.or.kr → Lost & Found)

❸ Taxis

- Seoul Private Taxi Association
  ☏1544-7771 / Website (www.spta.or.kr → Customer Center → Register Lost Item)
- Seoul Taxi Association
  ☏02-2033-9200 / Website (www.stj.or.kr → Customer Center → Lost & Found)

❹ Trains

- Let's KORAIL ☏1544-7788, 1588-7788 / Website (www.letskorail.com → Customer Center → Lost & Found)

❺ Lost & found portal sites

- Public Transportation Lost & Found ☏120 / Website (www.seoul.go.kr/v2012/find.html?SSid=560_10)
- Lost112 Lost & Found Information (Provincial Police Agency) ☏182 / Website (www.lost112.go.kr)

Q&A

Q Is there a call taxi service for foreigners?

The Seoul Metropolitan Government provides International Taxi Services for foreigners for their convenience. Drivers and counselors who can speak a foreign language (English, Chinese, and Japanese) provide this service 24 hours a day, 365 days a year. Foreigners can use the International Taxi Service (www.intltaxi.co.kr) in their daily lives and for a variety of purposes, such as VIP protocols for businesses, airport pick-up services, tours, and shopping guide services. Reservations are required. There are two types of taxi fare systems: the flat-rate system, and taxi meter fare system. You can pay with a T-money card or credit card.

Q Where can I purchase a T-money card for children or teenagers?

There are three types of T-money cards: those for children (6 to 12 years old), teenagers (13 to 18 years old), and adults (19 and up). Register the passenger's date of birth at a convenience store (GS 25, CU, 7-ELEVEN, etc.) or a subway station service center to get a discount. Foreigners with a short-term visa who have not completed their alien registration and foreign tourists can use a T-money card as well. If a child passenger turns 13, the teenager fare will be automatically applied to his/her transportation card.

04 EDUCATION

❶ Education System
❷ Educational Institutions
❸ Korean Language Education
❹ Q&A

01 Education System

Elementary school (6 years) and middle school (3 years) are provided free of charge for all as compulsory education in Korea. Students should pay a tuition for their high school education (3 years) and decide whether or not to go to college. College education is divided into two or three-year junior college programs, and four-year college programs. Korea's school curricula mainly consist of elementary school, middle school, and high school. In addition, students may choose other types of education, such as special-education schools and technical schools. Higher-education institutions are divided into colleges, universities, graduate schools, and other types of educational institutions include junior colleges, universities of education, and vocational schools. Before entering elementary school, many kids receive a kindergarten education.

▪Curricula of Korea

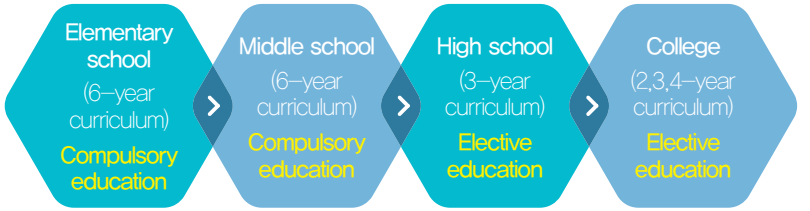

02 Educational Institutions

❶ Korean schools

In principle, the children of foreigners can enter a Korean school. If a student cannot speak Korean well enough, he/she may have difficulty adjusting to school in Korea. Therefore, it should be decided carefully after consulting with the educational institution. Korean schools can be classified into public schools and private schools. Tuition is free in public elementary schools, and students only pay for their school meals. On the other hand, the tuition at private elementary schools makes them much more expensive than public schools. Contact the Office of Education for your area for further information on entrance qualifications.

- **Seoul Education Call Center :** 02-1396
- **Seoul Metropolitan Office of Education :** www.sen.go.kr

❷ Educational institutions for foreigners

▪International kindergarten

School	Address	Contact information
Early Childhood Learning Center	12, Jangmun-ro 6-gil, Yongsan-gu, Seoul	☏02-795-8418 www.eclcseoul.com [English]
Franciscan Foreign Kindergarten	90, Hannam-daero, Yongsan-gu, Seoul	☏02-798-2195 www.ffkseoul.com [English]

▪International schools

Entrance qualifications	International schools are educational institutions for children of foreigners, children of Korean nationals who have returned to Korea after residing abroad for a certain period of time, and children of naturalized Korean citizens who have difficulty continuing their studies at a normal school. The tuition at international schools is generally more expensive than regular schools. To enter an international school, applicants should meet at least one of the following conditions. Be a Korean national who has resided abroad for over three years; One or both parents is a foreigner.
Required documents	Certificate of entry into and departure from Korea, passport, medical records, certificate of registration and transcripts from the previous school, language exam results related to the country resided in, etc. Each school may request different documents. Contact the school for details. You may have difficulty obtaining some documents in Korea. It is recommended that you prepare the required documents in advance in your home country or current country of residence.
Entrance exams	Some schools may interview the student together with his/her parents and conduct an additional exam.

■ International schools in Seoul (by location)

School	Address	Curriculum	Contact information
Seoul Chinese Primary School	35, Myeongdong 2-gil, Jung-gu, Seoul	Kindergarten/ Elementary School	02-776-1688 www.hanxiao.or.kr [Chinese]
Lycée International Xavier	23, Bibong-gil, Jongno-gu, Seoul	Elementary/ Middle/High School	02-396-7688 xavier.sc.kr [Korean, English, and French]
German School Seoul International	123-6, Dokseodang-ro, Yongsan-gu, Seoul	Kindergarten/ Elementary/ Middle/High School	02-792-0797 www.dsseoul.org [German]
Global Christian Foreign School	115, Dokseodang-ro, Yongsan-gu, Seoul	Kindergarten/ Elementary/ Middle/High School	02-797-0234 www.gcfskorea.org [English]
Yongsan International School of Seoul	285, Itaewon-ro, Yongsan-gu, Seoul	Kindergarten/ Elementary/ Middle/High School	02-797-5104 www.yisseoul.org [English]
Asia Pacific International School	57, Wolgye-ro 45ga-gil, Nowon-gu, Seoul	Kindergarten/ Elementary/ Middle/High School	02-907-2747 www.apis.seoul.kr [English]
Korea Kent Foreign School	13, Jayang-ro 35-gil, Gwangjin-gu, Seoul	Kindergarten/ Elementary/ Middle/High School	02-2201-7091 www.kkfs.org [English]
International Mongolia School	1, Gwangjang-ro 1-gil, Gwangjin-gu, Seoul	Elementary/ Middle/High School	02-3437-7078 www.mongolschool.org [Korean]
French School of Seoul	7, Seorae-ro, Seocho-gu, Seoul	Kindergarten/ Elementary/ Middle/High School	02-535-1158 www.lfseoul.org [French]
Korea Foreign School	7-16, Nambusunhwan-ro 364-gil, Seocho-gu, Seoul	Elementary/ Middle/High school	02-571-2917 koreaforeign.org [English]
Dulwich College Seoul	6, Sinbanpo-ro 15-gil, Seocho-gu, Seoul	Kindergarten/ Elementary/ Middle/High school	02-3015-8500 seoul.dulwich.org [English]
Korea International School (Seoul Campus)	408, Gaepo-ro, Gangnam-gu, Seoul	Kindergarten/ Elementary School	02-3496-0510 www.kisseoul.or.kr [English]
Seoul Foreign School (SFS)	39, Yeonhui-ro 22-gil, Seodaemun-gu, Seoul	Kindergarten/ Elementary/ Middle/High School	02-330-3100 www.seoulforeign.org [English]
Overseas Chinese High School Seoul, Korea	176, Yeonhui-ro, Seodaemun-gu, Seoul	Middle/High School	02-335-7027 scs.or.kr [Chinese]
Japanese School in Seoul	11, World Cup Buk-ro 62-gil, Mapo-gu, Seoul	Kindergarten/ Elementary/Middle School	02-572-7011 www.sjs.or.kr [Japanese]
Dwight School Seoul	21, World Cup Buk-ro 62-gil, Mapo-gu, Seoul	Kindergarten/ Elementary/ Middle/High School	02-6920-8600 www.dwight.or.kr [English]

※Visit the International School Information website (www.isi.go.kr) for further information on entrance procedures, tuition, etc.

❸ Educational institutions for multicultural students

■ Multicultural kindergartens

Multicultural kindergartens aim to provide equal opportunities for children of multicultural families by supporting their language education and basic learning. Multicultural kindergartens provide education adapted for the special circumstances of children from multicultural families, such as learning stage, multicultural characteristics, etc.

Kindergarten	Address	Contact information
Seoul Kunja Elementary School Annexed Kindergarten	21, Hancheon-ro 6-gil, Dongdaemun-gu, Seoul	02-2212-8456
Seoul Daedong Elementary School Annexed Kindergarten	6, Daerim-ro 21-gil, Yeongdeungpo-gu, Seoul	02-6379-6199
Seoul Younglim Elementary School Annexed Kindergarten	14, Siheung-daero 173-gil, Yeongdeungpo-gu, Seoul	02-834-3041
Sinil Kindergarten	27, Dongho-ro 10-gil, Jung-gu, Seoul	02-2234-4006, 3938
Yangmoon Kindergarten	644-1, Siheung-daero, Dongjak-gu, Seoul	02-834-6864
Hanil Kindergarten	5, Toegye-ro 88da-gil, Jung-gu, Seoul	02-2235-0016

▪Multicultural education schools

Multicultural education schools plan and operate a variety of multicultural education programs to raise all students' (both regular and multicultural students) multicultural awareness. These schools aim to stimulate multicultural education by sharing and widely promoting excellent cases of multicultural education.

Curriculum	School	Address	Contact information
Elementary schools	Seoul Guro Elementary School	9, Gurojungang-ro 27-na-gil, Guro-gu, Seoul	02-861-1941
	Seoul Daedong Elementary School	6, Daerim-ro 21-gil, Yeongdeungpo-gu, Seoul	02-6379-6200
	Seoul Dongguro Elementary School	43 Gurojungang-ro 14-gil, Guro-gu, Seoul	02-853-2407
	Seoul Munchang Elementary School	14, Sindaebang 2-gil, Dongjak-gu, Seoul	02-836-2031
	Seoul Yongam Elementary School	39, Noksapyeong-daero 60-gil, Yongsan-gu, Seoul	02-796-2167
	Seoul Chungmu Elementary School	13, Toegye-ro 50-gil, Jung-gu, Seoul	02-2279-4697
	Seoul Kyeongsu Elementary School	22, Ttukseom-ro 13-gil, Seongdong-gu, Seoul	02-498-5123
	Seoul Jangan Elementary School	74, Gunja-ro, Gwangjin-gu, Seoul	02-469-5264
	Seoul Suyu Elementary School	39, Samyang-ro 74-gil, Gangbuk-gu, Seoul	02-989-3724
	The School of Global Sarang	1189, Ori-ro, Guro-gu, Seoul	02-6910-1004
Middle schools	Sunjung Middle School	19, Seooreung-ro 20-gil, Eunpyeong-gu, Seoul	02-3156-1400
	Guro Middle School	48, Gurojungang-ro, Guro-gu, Seoul	02-864-4232
	Daerim Middle School	6, Siheung-daero 185-gil, Yeongdeungpo-gu, Seoul	02-845-2171
	Osan Middle School	17 Bogwang-ro 7-gil, Yongsan-gu, Seoul	02-799-9400
	All Love School	6-9 Gwangpyeong-ro 51-gil, Gangnam-gu, Seoul	02-3445-5045
High schools	Sunjung High School	19, Seooreung-ro 20-gil, Eunpyeong-gu, Seoul	02-3156-1500
	Seoul Dasom Tourism High School	30, Jong-ro 58-gil, Jongno-gu, Seoul	02-6743-0501
	Seoul Digitech High School	27 Hoenamu-ro 12-gil, Yongsan-gu, Seoul	02-798-3641

▪Multicultural preparatory schools

Multicultural preparatory schools provide educational programs focusing on Korean language and culture for multicultural students who have difficulty adapting to school due to language and culture differences. Multicultural students should undergo a six-month educational adjustment period at a preparatory school near their domicile before going to a regular school. Visit the website of the National Center for Multicultural Education Portal (www.edu4mc.or.kr) for further information including multicultural statistics, etc.

Curriculum	School	Address	Contact information
Elementary schools	Seoul Guro Elementary School	9, Gurojungang-ro 27-na-gil, Guro-gu, Seoul	02-861-1941
	Seoul Gwanghee Elementary School	269, Dasan-ro, Jung-gu, Seoul	02-2238-8455
	Seoul Daedong Elementary School	6, Daerim-ro 21-gil, Yeongdeungpo-gu, Seoul	02-6379-6200
	Seoul Dongguro Elementary School	43 Gurojungang-ro 14-gil, Guro-gu, Seoul	02-853-2407
	Seoul Youngil Elementary School	218, Nambusunhwan-ro 105-gil, Guro-gu, Seoul	02-861-0426
	Seoul Yongam Elementary School	39, Noksapyeong-daero 60-gil, Yongsan-gu, Seoul	02-796-2167
	Seoul Chungmu Elementary School	13, Toegye-ro 50-gil, Jung-gu, Seoul	02-2279-4697
	The School of Global Sarang	1189, Ori-ro, Guro-gu, Seoul	02-6910-1004
Middle schools	Guro Middle School	48, Gurojungang-ro, Guro-gu, Seoul	02-864-4232
	Daerim Middle School	6, Siheung-daero 185-gil, Yeongdeungpo-gu, Seoul	02-845-2171
	All Love School	6-9 Gwangpyeong-ro 51-gil, Gangnam-gu, Seoul	02-3445-5045
High schools	Seoul Dasom Tourism High School	30, Jong-ro 58-gil, Jongno-gu, Seoul	02-6743-0501

▪Alternative schools

Alternative schools provide different curricula from general schools to remedy what are seen as shortcomings with public education. Alternative schools generally operate student-centered and self-directed education programs. As of 2023, Seoul has 40 alternative schools. Among them, the following schools provide education specialized for multicultural students.

Curriculum	School	Address	Contact information
Elementary/ Middle schools	The School of Global Sarang	1189, Ori-ro, Guro-gu, Seoul	02-6910-1004
Middle schools	All Love School	615, Eonju-ro, Gangnam-gu, Seoul	02-3445-5045

❹ Homeschooling

Homeschooling sees the children educated at home instead of school. As a wide range of educational content is easily accessible thanks to the internet, homeschooling is emerging as an educational option for parents to choose. Foreign parents who want their children to be homeschooled instead of paying the high tuition fees at international schools can receive help from the Homeschooling Community (www.homeschool.com), United States Distance Learning Association (www.usdla.org), etc.

❺ Seoul Global Youth Education Center

This is a support organization for immigrating youth supported and operated by Seoul. This center support healthy Korean life of immigrated youth for children of immigrants·foreigners·naturalized citizens, children born overseas from immigrant workers, and registered foreigners or naturalized youth born between premarital relationship of marriage immigrants. (global.seoul.go.kr/web/cent/soct/centInfoPage.do?cent_cd=17)

03 Korean Language Education

❶ College-annexed Korean language education centers

Foreigners can receive Korean language education at a college-annexed Korean language education center or public organization.

School	Contact information	Website
Korea University Korean Language Center	02-3290-2971	klc.korea.ac.kr [Korean, English, Chinese, and Japanese]
Konkuk University Language Institute	02-450-3075~6	kfli.konkuk.ac.kr [Korean, English, Chinese, and Japanese]
Kyung Hee University Institute of International Education	02-961-0081~2	www.iie.ac.kr [Korean, English, Chinese, and Japanese]
Dongguk Institute of Korean Language	02-2260-3471~2	interlang.dongguk.edu [Korean, English, Chinese, Japanese, and Vietnamese]
Sookmyung Global Language Institute	02-710-9165	lingua.sookmyung.ac.kr [Korean, English, and Chinese]
Soongsil University Office of International Affairs	02-820-0783	language.ssu.ac.kr [Korean, English, Chinese, and Japanese]
Korean Language Center, Sungkyunkwan University	02-760-1345	koreansli.skku.edu [Korean, English, Chinese, and Japanese]
Sogang University Korean Language Education Center	02-705-8088~9	klec.sogang.ac.kr [Korean, English, Chinese, and Japanese]
Seoul National University Language Education Institute	02-880-8570, 5488	lei.snu.ac.kr [Korean, English, Chinese, and Japanese]
Yonsei University Korean Language Institute	02-2123-3465, 8550~1, 8553	www.yskli.com [Korean, English, Chinese, and Japanese]
Ewha Language Center	02-3277-6958	elc.ewha.ac.kr [Korean, English, Chinese, and Japanese]
Center for Korean Language and Culture, Hankuk University of Foreign Studies	02-2173-2262	www.korean.ac.kr [Korean, English, Chinese, and Japanese]
Hanyang Institute of International Education	02-2220-1663, 5	iie.hanyang.ac.kr [Korean, English, Chinese, and Japanese]
The Hansung Institute of Language Education	02-760-4374	hansung.ac.kr/sites/korean/index.do [Korean, English, Chinese, Japanese, Vietnamese, and Mongolian]

❷ Free Korean language courses

Seoul Foreign Resident Center

The Seoul Global Center, foreigner support groups, and private organizations for foreign residents provide free Korean language programs.

- Seoul Foreign Resident Center and Global Village Center (7 branches), Seoul Migrants Center (6 branches)

☏02-2229-4900
global.seoul.go.kr
[Korean, English, and Chinese]

❸ Free online Korean language programs

School	Website
Nuri-Sejong Hakdang	nuri.iksi.or.kr [Korean, English, Chinese, Japanese, French, Thai, Vietnamese, Spanish, and Indonesian]
The Cyber University of Korea	korean.cuk.edu [Korean, and English]
EBS Durian	www.ebs.co.kr/durian/kr/course [Korean, English, Chinese, and Vietnamese]

❹ TOPIK

The TOPIK (Test of Proficiency in Korean) is for those whose first language is not Korean. The purpose of the TOPIK is to signpost the learning of the Korean language, examine the test-takers' Korean skills, and let them apply their test results to their studies, job-seeking in Korea, and so on.

www.topik.go.kr

- **Test schedule :** Six times a year (January, April, May, July, October, and November)
- **Test grades and levels**
  - Test grades: Six grades (Grade 1 to 6)
  - Test levels: TOPIK I (Grades 1 to 2), TOPIK II (Grades 3 to 6)
- **Application :** Visit the TOPIK website (www.topik.go.kr) for test schedules and to apply.

Q&A

Q I would like to take a regular Korean language and culture course at a college or graduate school. Are there any scholarships available for me?

Many Korean colleges offer a variety of scholarship programs to international students. Each college provides 30% to 100% of the college tuition for international students, depending on their academic record. Furthermore, Korean government ministries are providing scholarship programs for more and more international students. The Ministry of Education, Science and Technology; the Ministry of Culture, Sports and Tourism; the Ministry of Foreign Affairs and Trade; etc., give out various scholarships for international students. Visit the National Institute for International Education website (www.studyinkorea.go.kr) for further information.

Q Are there any colleges or graduate schools that provide lectures in English?

Many colleges focusing on globalization provide about 30% of their lectures in English. Graduate schools provide more lectures in English than colleges do. Often, the Department of International Studies at many colleges will provide all their lectures in English.

05
MEDICAL CARE

❶ Korea's Health Care Systems
❷ Medical Services for Foreigners
❸ Health Insurance System
❹ Q&A

01 Korea's Health Care Systems

❶ Health care systems

In Korea, medical institutions can be divided into three levels.

Level	Primary care center	Secondary care center	Tertiary care center
Type	Clinics and community health centers (*Photo Source : Seocho-gu Community Health Center)	Hospitals and general hospitals (*Photo Source: The Catholic University of Korea Seoul St. Mary's Hospital)	Superior general hospitals (*Photo Source : Kangbuk Samsung Hospital)
Medical services provided	Outpatient medical services, vaccinations, and health care	General medical examinations and inpatient medical services	In-depth medical examinations, treatment of disorders and diseases, and heath care
Medical institutions	Clinics, community health centers, branch offices of community health centers, health care centers, maternal and child health centers, maternity clinics, health examination centers, etc.	General hospitals consisting of different medical departments	University hospitals and general hospitals

- To receive medical treatment at a general hospital providing tertiary care, a patient should submit a referral issued by a primary (clinic) or secondary (hospital) care center. If a patient goes directly to a tertiary care center without a referral from a primary or secondary care center, he/she may pay higher initial medical expenses.
- However, emergency patients, patients going through childbirth, hemophiliacs, and patients who visit the dentist, rehabilitation medicine centers, or family medicine clinics can receive medical treatment at a tertiary care center without a referral.

❷ Receiving medical treatment at a medical institution

▪Primary care center

Apply for a medical consultation, presenting your health insurance card and ID at the reception desk, and wait until your name is called.

▼

When your name is called, enter the doctor's office and describe your symptoms.

▼

Listen to the doctor's instructions carefully and ask questions if you have any.

▼

After the medical consultation, pay your bill and receive your prescription.

▼

Submit the prescription to a pharmacy near the hospital and buy the medication.

▪Secondary care center

Receive a referral from a primary care center.

▼

Arrive at the secondary care center before your appointment and submit your health insurance card and the primary care center's referral.

▼

Go to the medical department you made an appointment with and receive medical treatment.

▼

Receive your prescription and schedule your next appointment if necessary.

▼

Pay the bill at the counter.

▪Tertiary care center

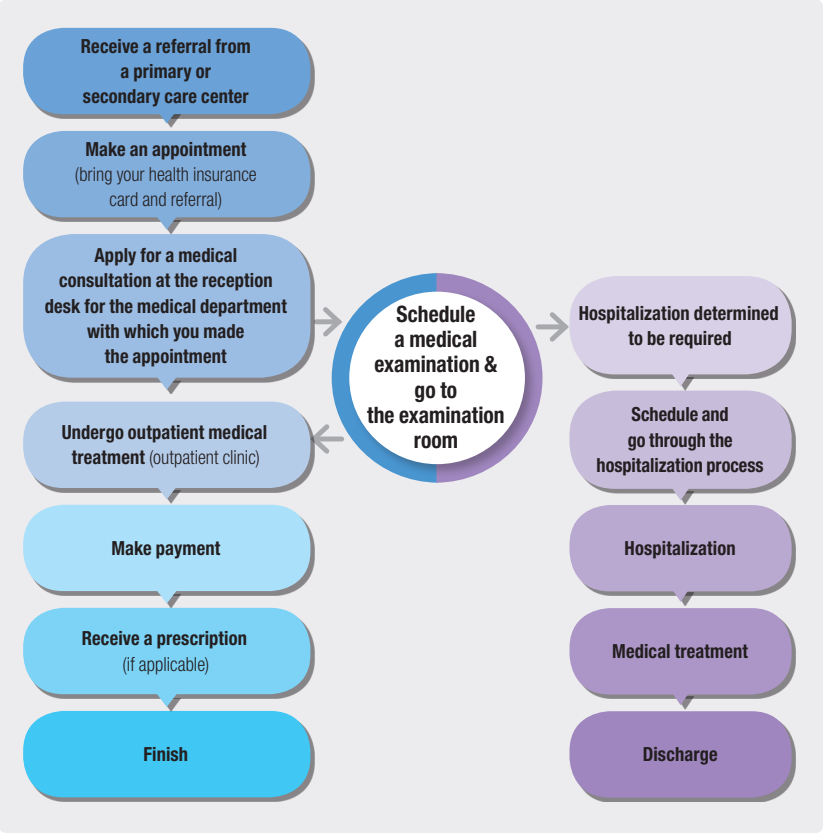

❸ Other types of medical institutions and pharmacies

▪Community health centers

A community health center is a public medical institution established by the district to promote local residents' health and prevent and manage diseases.

Community health center
(*Photo Source : Gangnam-gu Community Health Center)

•Service recipients

Local governments select those who require visiting health services from a community health center from the health risk groups and patient groups with diseases among the socially, culturally, and economically vulnerable who have difficulty accessing health promotion services. e.g., multicultural families, North Korean refugees, the elderly living alone, local children's centers (children living in poverty), youth shelters or unauthorized facilities, those who are deemed to need such services by community health center and social institution departments, etc.

•Types of services

-Health screening (understanding health behaviors and health risks)
-Management of chronic diseases (metabolic syndrome, cardiovascular disorders, cerebro-vascular diseases, etc.) and prevention of complications
-Rehabilitation and health management tailored to different life stages (infants/toddlers, pregnant women, adults, seniors, etc.) for people with disabilities residing at home
-Health care services for multicultural families and North Korean refugees
-Health education for the promotion of health

※Visit a Community Health Center with your alien registration card to get a TB test.

▪Oriental medicine clinics

Oriental medicine, such as acupuncture and herbal medicine, is different from Western medicine. Oriental medicine strengthens your immune system, relieves pain or symptoms, refreshes you, and boosts your metabolism. The following Oriental medicine clinics provide medical services for foreigners.

Kyung Hee University Korean Medicine Hospital

•Kyung Hee University Korean Medicine Hospital

Address : 23, Kyungheedae-ro, Dongdaemun-gu, Seoul
Business hours : Monday through Friday, 9:00am - 5:30 pm
Saturday, 9:00 am - 12:00 pm
Contact : ☏02-958-8114/9988, km.khmc.or.kr/kr/main.do

Jaseng Hospital of Korean Medicine

•Jaseng Hospital of Korean Medicine

Address : 858, Eonju-ro, Gangnam-gu, Seoul
Business hours : Monday through Friday, 9:00am - 6:00 pm
Contact : ☏1577-0007, www.jaseng.co.kr

▪Pharmacies

You can easily find signs for "drugstores" or "pharmacies" in your neighborhood. You can purchase general medical supplies as well as prescription drugs at a pharmacy. You can purchase general medical supplies, such as digestive medicines, nutritional supplements, vitamins, health drinks, and cold medicines, without a prescription. However, you need a prescription to buy prescription drugs, antibiotics, hormone drugs, painkillers, etc. You cannot purchase medicines with a prescription issued by a hospital in other countries. If you are allergic to certain drugs, consult your healthcare professional in advance to avoid the risk of unwanted side effects. You may bring enough prescription drugs for your needs before entering Korea if you are taking any.

Pharmacy

•Holiday pharmacies

Most pharmacies do not open on Sundays or during holidays. However, you can purchase medications at a drug store designated as a holiday pharmacy. Visit the website for holiday pharmacies (www.pharm114.or.kr [Korean]) for further information on business schedules, hours, addresses, etc.

Holiday pharmacies website

❹ Payment of medical expenses

In most hospitals, you can pay medical expenses with a credit card at the administration office. Some hospitals have a separate office handling the medical bills. In such case, you can pay medical expenses at an international clinic. Most general hospitals provide an English receipt upon request. Medical expenses vary depending on insurance policies. If you have bought an insurance policy abroad, it may not apply to some hospitals. In some cases, you should pay the medical bills first and then get your money back after submitting an insurance claim.

02 Medical Services for Foreigners

❶ International clinics

Hospital	Address	Business hours	Contact information
The Catholic University of Korea Yeouido St. Mary's Hospital	10, 63-ro, Yeongdeungpo-gu, Seoul	Monday through Friday 8:00 AM - 5:00 PM	1661-7575 www.cmcsungmo.or.kr/ [Korean, and English]
The Catholic University of Korea Seoul St. Mary's Hospital	222, Banpo-daero, Seocho-gu, Seoul	Monday through Friday 8:00 AM - 5:00 PM Saturday 9:00 AM - 12:00 PM	1588-1511 www.cmcseoul.or.kr/ [Korean, English, Chinese, Russian, and Arabic]
Severance Hospital of Yonsei University Health System	50-1, Yonsei-ro, Seodaemun-gu, Seoul	Monday through Friday 8:30 AM - 5:30 PM	1599-1004 sev.severance.healthcare/ [Korean, English, Chinese, Japanese, Russian, and Arabic]
Gangnam Severance Hospital of Yonsei University	211, Eonju-ro, Gangnam-gu, Seoul	Monday through Friday 8:30 AM - 5:30 PM	1599-6114 gs.severance.healthcare/gs/index.do [Korean, English, Chinese, Japanese, Russian, and Arabic]
Asan Medical Center	88, Olympic-ro 43-gil, Songpa-gu, Seoul	Monday through Friday 8:30 AM - 5:30 PM	1688-7575 www.amc.seoul.kr/ [Korean, English, Chinese, Japanese, Russian, Mongolian, and Arabic]
Samsung Medical Center	81, Irwon-ro, Gangnam-gu, Seoul	Monday through Friday 8:00 AM - 5:00 PM Saturday 8:00 AM - 12:00 PM	1599-3114 www.samsunghospital.com [Korean, English, Chinese, and Russian]
Hanyang University Seoul Hospital	222-1, Wangsimni-ro, Seongdong-gu, Seoul	Monday through Friday 8:30 AM - 5:30 PM	02-2290-8114 seoul.hyumc.com [Korean, English, Chinese, and Russian]
Soonchunhyang University Hospital Seoul	59, Daesagwan-ro, Yongsan-gu, Seoul	Monday through Friday 9:00 AM - 5:00 PM Saturday 9:00 AM - 12:00 PM	02-709-9000 www.schmc.ac.kr/seoul/index.do [Korean, and English]

Hospital	Address	Business hours	Contact information
Kyung Hee University Medical Center	23, Kyungheedae-ro, Dongdaemun-gu, Seoul	Monday through Friday 9:00 AM - 5:00 PM Saturday 9:00 AM - 12:00 PM	02-958-8114/9988 med.khmc.or.kr/main.do [Korean, English, Chinese, Japanese, and Russian]
Chung-Ang University Hospital	102, Heukseok-ro, Dongjak-gu, Seoul	Monday through Friday 9:00 AM - 4:30 PM Saturday 9:00 AM - 12:00 PM	1800-1114 ch.cauhs.or.kr [Korean, Chinese, English, Russian, and Mongolian]
Konkuk University Medical Center	120-1, Neungdong-ro, Gwangjin-gu, Seoul	Monday through Friday 9:00 AM - 5:00 PM	1588-1533 www.kuh.ac.kr/main.do [Korean, English, Chinese, Japanese, Russian, and Mongolian]

❷ Specialized hospitals by field

Specialized field	Hospital	Address	Contact information
Joints	Bumin Hospital Seoul	389, Gonghang-daero, Gangseo-gu, Seoul	1577-7582 bumin.co.kr/seoul/ [Korean, Chinese, English, and Russian]
	Seoul Sungsim General Hospital	259, Wangsan-ro, Dongdaemun-gu, Seoul	02-966-1616 sshosp.co.kr [Korean]
	Mokdong Himchan Hospital	120, Sinmok-ro, Yangcheon-gu, Seoul	1899-2221 himchanhospital.com [Korean, Chinese, English, and Russian]
Cerebrovascular diseases	Myongji St. Mary's Hospital	156, Dorim-ro, Yeongdeungpo-gu, Seoul	1899-1475 www.myongji-sm.co.kr [Korean, Chinese, and English]
Colorectal surgery	Daehang Hospital	2151, Nambusunhwan-ro, Seocho-gu, Seoul	02-6388-8114 www.daehang.com [Korean, Chinese, English, Russian, and Mongolian]
	Hansol Hospital	445, Songpa-daero, Songpa-gu, Seoul	02-2147-6000 www.hansolh.com [Korean, Chinese, English, Japanese, and Russian]
	Seoul Songdo Hospital	78, Dasan-ro, Jung-gu, Seoul	02-2231-0900 www.isongdo.com [Korean]
Spine	Wooridul Hospital (Gangnam)	445, Hakdong-ro, Gangnam-gu, Seoul	1688-0088 www.wooridul.co.kr [Korean, and English]
	Nanoori Hospital	731, Eonju-ro, Gangnam-gu, Seoul	02-3446-9797 www.nanoori.co.kr [Korean, English, Russian, Mongolian, and Arabic]
	Wooridul Hospital (Gimpo Airport)	70, Haneul-gil, Gangseo-gu, Seoul	02-2660-7000 seoul.wooridul.co.kr [Korean, and English]
	Seoul Chuk Hospital	8, Dongsomun-ro 47-gil, Seongbuk-gu, Seoul	1599-0033 www.seoulchuk.com [Korean]
Burns	Bestian Seoul Hospital	429, Dogok-ro, Gangnam-gu, Seoul	02-3452-7575 www.bestianseoul.com [Korean, and English]
	Hallym University Hangang Sacred Heart Hospital	12, Beodeunaru-ro 7-gil, 12, Beodeunaru-ro 7-gil, Yeongdeungpo-gu, Seoul	02-2639-5114 hangang.hallym.or.kr [Korean, and English]

Specialized field	Hospital	Address	Contact information
Gynecology	Gangseo MizMedi Hospital	295, Gangseo-ro, Gangseo-gu, Seoul	1588-2701 www.mizmedi.com [Korean, English, Chinese, and Russian]
	Dr. Yoo Women's Hospital	194, Gangseo-ro, Gangseo-gu, Seoul	1588-3006 www.yookwangsa.co.kr [Korean]
	Injung Hospital	164, Eungam-ro, Eunpyeong-gu, Seoul	02-309-0909 injunghp.co.kr [Korean]
Ophthalmology	Nune Eye Hospital	408, Teheran-ro, Gangnam-gu, Seoul	1661-1175 www.noon.co.kr [Korean]
	Siloam Eye Hospital	181, Deungchon-ro, Gangseo-gu, Seoul	02-2650-0700 siloam.co.kr [Korean, and English]
	Kim's Eye Hospital	136, Yeongsin-ro, Yeongdeungpo-gu, Seoul	1577-2639 kimeye.com [Korean, English, Chinese, Japanese, Russian, and Mongolian]
Surgery	Min Hospital	155, Dobong-ro, Gangbuk-gu, Seoul	1899-7529 minhospital.co.kr [Korean]
Otorhinolaryngology	Hana ENT Hospital	245, Yeoksam-ro, Gangnam-gu, Seoul	02-6925-1111 www.hanaent.co.kr [Korean, Chinese, English, Japanese, Russian, and Mongolian]
Rehabilitation medicine	National Rehabilitation Center	58, Samgaksan-ro, Gangbuk-gu, Seoul	02-901-1700 www.nrc.go.kr [Korean and English]
	Myongji Choonhey Hospital	223, Daerim-ro, Yeongdeungpo-gu, Seoul	02-3284-7777 www.mjch.co.kr [Korean]
	Seoul Rehabilitation Hospital	30, Galhyeon-ro 11-gil, Eunpyeong-gu, Seoul	02-6020-3000 seoulrh.com [Korean, English, and Chinese]
Strokes (Oriental medicine)	Dongseo Oriental/ Medical Center	365-14, Seongsan-ro, Seodaemun-gu, Seoul	02-337-1110 www.dsoh.co.kr [Korean, and English]
Spine (Oriental medicine)	Jaseng Hospital of Korean Medicine	536, Gangnam-daero, Gangnam-gu, Seoul	1577-0007 www.jaseng.co.kr [Korean, English, Chinese, Japanese, Vietnamese, Russian, Mongolian, and Arabic]
	Mok-Huri Neck & Back Hospital	338, Seocho-daero, Seocho-gu, Seoul	1577-2575 www.mokhuri.com [Korean]

■ Emergency centers

•119 for emergencies

Dial 119 in an emergency. 119 rescue squads provide emergency services, such as transport of patients to a nearby hospital by ambulance, etc. The 119 ambulance service is free. When a foreigner calls 119, the call will be connected to a third-party interpretation agency which will facilitate the phone call. When calling from a cell phone, just dial 119 without entering an area code. From a public phone, press the red emergency button and then dial 119. If you require 24-hour online emergency services, file an application (written in Korean or English) by fax (1544-9119) or text message (119). Visit the 119 website (www.119.go.kr [Korean]) for further information.

※If you use an ambulance provided by a medical institution or a hospital, you will be charged a service fee depending on the distance traveled. Additional fees will be charged if a doctor, nurse, or paramedic rides in the ambulance with you. Surcharges will also be added between 12 am and 4 am.

•Medical Korea Information Center

The Medical Korea Information Center provides one-stop medical support services for foreign patients. The center has medical institution information and consultation services available in English, Chinese, Russian, and Japanese. If a patient requires an interpretation service, it will assign an interpreter. In addition, the center provides a variety of medical support services.

※Inquiry ☏1577-7129 85, Cheonggyecheon-ro., Jongno-gu, Seoul

•International SOS

International SOS offers membership-based emergency services. Medical experts provide emergency rescue, evacuation, and repatriation services in English, Japanese, and French, 24 hours a day.

※Inquiry ☏02-3140-1700 (24 hours), (www.internationalsos.co.kr [English])

❸ Medical services for the underprivileged, including foreign workers, etc.

■ Eligible recipients

Those who are not entitled to medical benefits under medical security systems such as health insurance and medical aid as foreign workers, as well as their children (under 18 years old), immigrants by marriage who have not acquired Korean nationality yet and their children, refugees and their children, etc.

■ Items

•Hospitalization and surgery (including same-day outpatient surgery)

•Prenatal care : For prenatal tests, exams covered by medical care benefits under the Ministry of Health & Welfare Notification and an ultrasound are supported.

■ Description

•90% of the total medical expenses incurred from hospitalization to discharge are provided, and the patient only pays the remaining 10%. A maximum of 5 million won is provided per treatment.

•If the medical expenses per treatment exceed 5 million won or the same patient undergoes surgery twice or more, a statement of reasons should be prepared after deliberation with the medical institution and submitted to the relevant department of the city/province.

■ Types of support

•Cash or in kind

■Application Procedure and Inquiry

•Visit medical centers with services for the underprivileged including foreign workers and have your eligibility checked. (Health Policy Division and related departments can be contacted to make inquiries about such medical centers.)/Health Policy Division 041-635-2644

❹ Other types of medical service centers

■Healthy Neighbor Center

The Healthy Neighbor Center was founded by the Seoul National University Hospital, Korea Red Cross, and Hyundai Motor Chung Mong-Koo Foundation in order to help medically underprivileged people, such as multicultural families, foreign workers, and refugees.

Healthy Neighbor Center

•Address : 3F, Seoul Red Cross Hospital, 9, Saemunan-ro, Jongnogu, Seoul
•Business hours : Monday through Friday, 9:00am - 5:00 PM
•Contact information : ☏02-2002-8683~4 / (hncenter.or.kr [Korean and English])

03 Health Insurance System

Korea's health insurance system, which is part of the social insurance system, is based on the National Health Insurance (NHI), which covers the whole nation and is operated by a single insurer. Insurance premiums depend on income level and property owned.

Tip National Health Insurance Service

The National Health Insurance Service was founded to promote social security by providing insurance services relating to the prevention, diagnosis, and treatment of diseases and injuries, and the promotion of rehabilitation, childbirth, death, and health services for nationals of the Republic of Korea. Seoul has a total of 30 National Health Insurance branch offices. Visit the branch office with jurisdiction over your domicile if you need help.

■**Contact :** ☏1577-1000 (English service 033-811-2000)
www.nhis.or.kr [Korean, Chinese, English, Japanese, and Vietnamese]

❶ Types of health insurance and qualifications

National Health Insurance is divided into two types – employer-sponsored health insurance, and community health insurance.

■Employer-sponsored health insurance

Foreigners whose status of stay is acknowledged under the relevant laws are obligatorily entitled to employer sponsored health insurance. However, short-term foreign workers with an Industrial Trainee (D-3) or Work and Visit (H-2) visa may be excluded from payment of long-term care insurance premiums for older persons, as they will return to their country after the period of stay ends.

■Community health insurance

Item	Description
Eligible recipients	**Targets:** Foreigners and overseas Korean who have stayed in Korea for at least 6 months **Date of acquisition:** 6 months from the date of entry to Korea (can join after at least 6 months pass from re-entry into Korea if more than 1 month has passed) **Exceptions:** Date of entry into Korea is used for Permanent resident (F-5), Marriage (F-6), Students (D-2), Elementary/Middle/High School Students (D-4-3), and Non-professional employment (E-9) acquired together with alien registration date if alien registration is not complete when entering Korea ※ Check National Health Insurance Service for detailed requirements
Membership date	•6 months' or longer stays in Korea are automatically processed by the alien registration (Jul. 16, 2019-) •Health insurance certificate and insurance fee bill are sent to the domestic stay address (residence) •However, visit and report to the Foreigner Service Center for the cases below ① If not automatically joining (have not received health insurance certificate) ② Wanting to pay the insurance fee in household unit due to entry accompanied by family (spouse and minor children) ③ Overseas-based Korean (F-4) studying in Korea who wants to join from the date of admission or prefers decreased insurance fee ※ Visit the nearest National Health Insurance Service branch or Foreigner Service Center **Seoul:** 3F, Seoul Foreigner Service Center, Sindorim Techno Mart Business Building, 97 Saemaul-ro, Guro-gu, Seoul ※ Insurance fees are calculated in individual (family) units depending on the income · asset Average insurance fee applies if the calculated insurance fee is lower than the average insurance fee of total recipients from November of the previous year *Average insurance premium for 2023 (including long-term care insurance fee): 143,840 won Approved refugee (F-2-4) and their families (F-1-16), as well as single households under the age of 19, are not charged with the average insurance premium even if their fee is below the average premium. Instead, their premiums are charged in the same way as Korean nationals. The average insurance premium is imposed on foreign residents because their properties · income in home countries cannot be accurately discerned.
Family acceptance and document submission standards	•**Range of acceptance:** Spouse and minor children (below 19 years old) •Must have the same domestic staying address (residence) •Procedure for submitting family relationship certificates ① Issue documents (family relationship, marriage, etc.) ② Document certification: Check Ministry of Foreign Affairs of relevant nation or apostille ③ Translation certification: Attach translated and certificated Korean version ※ Expiration date of documents **Domestic documents:** 3 months from issue date **Land of citizenship documents:** 9 months from issue date or confirmation date by Ministry of Foreign Affairs (apostille)

※Many Korean insurance companies offer accident insurance policies for international students. You can buy accident insurance on a yearly basis. In the event of a disease or an injury, you should pay the medical bills first, and then apply to get the money back after submitting an insurance claim. The medical expenses will be returned after deducting a certain amount of money from the total expenses. (Insurance coverage varies depending on the insurance plan.)

Q&A

Q Can foreigners buy a dental insurance policy?

The treatment of tooth decay is covered by National Health Insurance. However, dental prostheses (including prostheses, processing fees, dental implants, etc.) such as false teeth (dentures) and artificial teeth (implants) are hardly covered by health care benefits, and instead are considered non-covered items. All relevant expenses, such as testing and pretreatment required for prosthesis and implant procedures, are also not covered. Some private insurance companies in Korea have recently launched dental insurance policies. Contact one for further information.

Q My dog has a severe disease. Are there any animal clinics that provide medical services in English?

Seoul has general animal hospitals equipped with state-of-the-art medical equipment for diagnosis and treatment, and equivalent animal clinics. Visit the website for Korean Veterinary Medical Association (www.kvma.or.kr/find_shap [Korean, and English]) to find an animal clinic near you. In addition, you can use electronic interpretation services for foreigners provided by the government (www.hikorea.go.kr).

Q What should I do when a medical accident occurs?

The Korea Medical Dispute Mediation and Arbitration Agency is a public organization affiliated with the Ministry of Health and Welfare founded for the purpose of relieving quick and fair damage for victims (patients) and creating a stable treatment environment for medical personnel. Services such as free counseling on medical accidents are provided. More details can be found by contacting the Health and Welfare Counseling Center (129 without the area code) or Korea Medical Dispute Mediation and Arbitration Agency (1670-2545).

06
WORK & LABOR

❶ Job-seeking for Foreigners
❷ Procedures for Obtaining a Work Visa
❸ Visas Requiring a Work Permit
❹ Labor Laws
❺ Four Types of Insurance
❻ Support for Foreign Workers and Information Center
❼ Job & Employment Websites
❽ Q&A

01 Job-seeking for Foreigners

Foreigners can engage in various activities within the scope of the status of stay, depending on the type of visa they have. Not all foreigners are eligible to work in Korea. The status of stay categories are divided into "visas eligible for working" and "visas not eligible for working."

Visas eligible for working
Short-term Employee (C-4), Professional (E-1~7), Non-professional (E-9), Crew Employee (E-10), Working Holiday (H-1), Work and Visit (H-2), Resident (F-2), Overseas Korean (F-4), Permanent Resident (F-5), Marriage Migrant (F-6), etc.

02 Procedures for Obtaining a Work Visa

❶ Short-term Employee (C-4)

A Short-term Employee (C-4) visa is granted to persons who plan to visit and stay in Korea for less than 90 days for short-term employment purposes, such as temporary shows, advertising, modeling, lecturing, speeching, research, technology consulting, etc.

❷ Professional (E-1~7)

- Applicants shall be required to meet the qualifications of each visa.
- Qualified doctors and nurses shall obtain approval from a Minister.
- E-2 visa applicants shall submit a criminal record certificate, medical records, and certificate of degree. After entering Korea, when filing for alien registration, applicants shall submit a physical exam report, including drug test results, issued by a medical institution designated by the Minister of Justice.

❸ Resident (F-2)

Foreigners who have invested over USD 500,000 and have been staying in Korea for over three years on an Investment (D-8) visa, foreigners who have invested over USD 300,000 and employ two or more Korean nationals, real estate investment immigrants and their spouses and minor children, spouses of permanent residents, acknowledged refugees, etc., can have a job in the Republic of Korea.

❹ Overseas Korean (F-4)

Foreigners with an Overseas Korean (F-4) visa may have any job except simple labor jobs and speculative acts for three years.

❺ Permanent Resident (F-5)

Foreigners with a Permanent Resident (F-5) visa are not restricted in job seeking activities.

❻ Working Holiday (H-1)

Foreigners with a Working Holiday (H-1) visa may engage in short-term jobs. The period of stay depends on the terms and conditions of the relevant memorandum of understanding with their native country.

❼ Non-professional (E-9)

- After entering Korea, foreigners with a Non-professional (E-9) visa shall complete employment education and buy return cost insurance and accident insurance before being assigned to a place of business.
- They may sign or renew an employment contract under an agreement between the parties concerned within three years, the permitted period of work. They shall not be accompanied by their families during this period.
- If an employer applies for reemployment of a foreigner with a Non-professional (E-9) visa at least 7 days prior to the expiration of the permitted period of work, the foreigner may keep working at the place of business for up to one year and 10 months without being required to depart Korea. (May be done one time only, by those whose employment contract period is at least one month.)
- In principle, foreign workers shall work at the place of employment he/she first started working at right after entering Korea.
- If falling under any of the following cases, a foreign worker may change the place of employment.

①If the employer intends to cancel an employment contract with good reason or does not want to renew the contract after its expiration;
②If the foreign worker is deemed not to be able to keep working at the place of employment anymore due to reasons not attributable to him/her, such as business suspension or closure;
③If the place of employment where the foreign worker is working loses its permit to employ foreign workers or is restricted from employing foreigners;
④If the working conditions at the place of employment are not consistent with the terms and conditions of the employment contract, or if it is difficult to follow the contract due to the employer's unfair treatment, etc., such as violations of working conditions;
⑤If the foreign worker intends to change the place of employment because he/she is deemed unsuitable to keep working for the same business or at the same place of business due to injury, etc., or is deemed able to work for another business or at another place of business, he/she shall apply for a job within one month from the date on which he/she quit the previous job and shall begin working at the new job within three months after the application date.

- In principle, foreign workers can change the place of employment up to three times within the permitted period of work (a maximum of three years) after the date of initial entry. If the permitted period of work is extended by reemployment, they can change the place of employment up to two times within the extended period. If a foreign worker is deemed not to be able to keep working at the place of employment any longer due to business suspension, closure, or other reasons not attributable to him/her, it is not counted toward the limit of changing the place of employment.

❽ Work and Visit (H-2)

- First of all, foreign workers with a Work and Visit (H-2) visa shall complete employment education at an educational institution designated by the Ministry of Employment and Labor. After applying for a job through an employment center, they may request the center to find a job, or look for a job on their own.

- However, they can only work at places of employment designated by the Minister of Employment and Labor. They shall report the start of work or change of workplace to the Immigration Office within 14 days after starting work.
- No matter whether or not foreign workers complete employment education, they shall file for alien registration with the Immigration Office having jurisdiction over the place of stay within 90 days after the date of entry into Korea.
- Overseas Koreans with a Work and Visit (H-2) visa who intend to have a job in the construction industry shall obtain a "certificate of qualifications for a job in the construction industry" by applying for employment registration and completing employment education.

03 Visas Requiring a Work Permit

Foreigners with any of the following visas shall be required to obtain a work permit as well as a status of stay in order to legally work in the Republic of Korea. Call ☏1345 or visit the Hi Korea website (www.hikorea.go.kr) for further information.

❶ Part-time jobs of foreigners with a Study (D-2) or Language Trainee (D-4-1, D-4-7) visa

- Principle : Limited to part-time work (simple labor jobs, etc.) generally done by students

Target	•Foreigners with a Study or Language Trainee visa who have been confirmed by a college official in charge of international students or an academic advisor (Students studying a language: Not applicable for minors, at least six years shall elapse after the date of change in qualifications/the date of entry.)
Permitted number of work hours	•Language training course (possible after 6 months): Up to 25 hours per week •Associate degree/Bachelor's course: Up to 25 hours per week •Master's/PhD integrated course: Up to 35 hours per week ※ Additional 5 hours per week allowed in case of outstanding academic records or Korean skills ※ For further information, call the Immigration Office Call Center at 1345
Allowed and prohibited fields	•Allowed fields -Interpreters, translators, assistants at a restaurant business, general office assistants, etc. -Store clerks, restaurant employees, event staff at English villages and camps, etc. -Tour guide assistants, duty free shop assistants, etc. •Prohibited fields -All manufacturing and construction businesses -High-tech research centers, businesses related to deceptive acts, entertainment establishments, etc.
Change in workplace	If the employer and workplace changes within the permitted period (The student, or a college official in charge of international students, shall report a change in workplace, etc., within 15 days by visiting the Immigration Office holding jurisdiction or filing a report online.)
Those who cannot work	•Those whose most recent attendance rate was 70% or below •Those whose GPA (credits obtained) was a C (2.0) or below •For those taking a language training course, anyone with an average attendance rate for all semesters of 90% or below •Those who do not meet the requirements for a part-time work permit and those who failed to report a change in workplace after changing jobs
Documents required	•Passport, alien registration certificate, application form, and fees (exempted) •A reference for a part-time job, and a transcript or attendance certificate (issued by school)

※Foreigners with a Study or Language Trainee visa can work for a maximum of one year and at up to two places within the permitted period of stay.
※Temporary rewards, cash prizes, and other acts accompanied by remuneration in students' daily lives, within the scope that does not infringe upon the essential qualifications of international students, do not require a work permit.

❷ Family Visitor or Dependent Family (F-1) and Accompanying Spouse/Child (F-3)

Those who meet certain requirements, such as qualifications for a work permit, etc., among foreigners with a Family Visitor or Dependent Family (F-1) or Accompanying Spouse/Child (F-3) visa may have a job after obtaining a work permit corresponding to the Professor (E-1) or Foreign National of Special Ability (E-7) visa.

04 Labor Laws

Foreign workers living in the Republic of Korea are protected under the labor laws in the same manner as Korean workers. Visit the Ministry of Employment and Labor website (www.moel.go.kr [Korean and English]) for further information on the labor laws.

❶ Per 1 hour of work

- The maximum work hours are 8 hours per day, and 40 hours per week.
- In the case of women for whom one year has not passed after childbirth, they shall not do overtime work exceeding 2 hours per day, 6 hours per week, or 150 hours per year. Pregnant female workers shall not be permitted to do overtime work.
- In cases where an employer intends to have women of 18 years or older work during the night (10 pm - 6 am the following day) or on holidays, he/she shall be required to obtain the worker's consent.
- An employer shall, in addition to ordinary wages, pay 50% thereof for extended work, night work, or holiday work.
- An employer shall allow workers a recess of not less than 30 minutes in cases of working for four hours, or a recess of not less than one hour in cases of working for eight hours, during work hours.

❷ Wages

- The minimum hourly wage rate is 9,860 won in 2024.
- An employer shall pay workers' wages by check or in cash. If a worker demands to be paid wages before the date of payment, the employer shall pay the wages corresponding to the work already done by the worker.
- If a worker does not receive a portion of wages owed, he/she may file a suit with a regional labor authority or bring a civil suit.

❸ Vacation

- An employer shall grant any worker who has worked not less than 80% of one year a paid leave of 15 days.
- An employer shall grant any worker who has worked for less than one year one paid-leave day for each month during which he/she has continuously worked.
- Periods during which a worker takes time off due to any injury or sickness arising out of performance of work duties, or takes maternity leave or miscarriage/stillbirth leave, shall be deemed as periods of attendance at work.
- A female worker may file a claim for one day of (unpaid) menstrual leave per month.

05 Four Types of Insurance

- The Four Types of Insurance (Industrial Accident Compensation Insurance, National Health Insurance, Employment Insurance, and National Pension) shall be applied to foreign workers as well.
- All workers shall take out the National Pension, National Health Insurance, and Industrial Accident Compensation Insurance. Some foreign workers shall take out the Employment Insurance, depending on the type of visa, and some may elect to do so if desired.
- Visit the Social Insurance Information System website (www.4insure.or.kr) and sign up to obtain further information.
- Employers and foreign workers shall take out departure guarantee insurance, return cost insurance, guarantee insurance, and accident insurance.

06 Support for Foreign Workers and Information Center

❶ Seoul Foreign Resident Center

Free counseling by experts is provided.

- Legal counseling: Mon., Wed., Fri., Sun. 14:00-17:00 (Legal disputes including civil, criminal, housekeeping, lease, litigation issues, etc.)
- Labor counseling: Tue., Thu., 14:00-17:00 (Unpaid wages, severance pay, industrial accidents, wrongful dismissal, sexual harassment or harassment at the workplace, etc.)

☏ 02-2229-4911 or hotline@sfrc.seoul.kr

❷ Seoul Global Migrant Centers

Global migrant centers offer foreign workers and their families temporary shelter in the event of an emergency and provide a variety of counseling, educational, and cultural services required to adapt to Korean society.

Name	Contact Information	Website
Gangdong Global Migrant Center	02-478-0126	www.gdcenter.co.kr
Geumcheon Global Migrant Center	02-868-5208	www.gmwc.or.kr
Seongdong Global Migrant Center	02-2282-7974	www.smwc.or.kr
Seongbuk Global Migrant Center	02-911-2884	www.sbmwc.or.kr
Yangcheon Global Migrant Center	02-2643-0808	www.shinmok.or.kr/business/employee.php
Eunpyeong Global Migrant Center	02-359-3410	nokbeon.or.kr/migrant-workers-center/

❸ Ministry of Employment and Labor

- The Ministry of Employment and Labor handles matters relating to wage arrears, unfair dismissal, etc.
- FAQ: minwon.moel.go.kr
- Counseling Center ☏1350 (Press 5 for foreign languages)

❹ Seoul Bar Association

- The Seoul Bar Association provides free legal counseling services for foreign workers.
- Location

Location	Counseling Schedule	Contact Information
House of Love for Chinese Nationals	Every second Sunday, 2:00 pm - 5:00 pm	02-872-9290
Jogyesa	Every third Sunday, 2:00 pm - 5:00 pm	02-768-8524
Seoul Korean Chinese Church	Every fourth Sunday, 2:00 pm - 5:00 pm	02-857-7257

07 Job & Employment Websites

Name	Website	Contact Information
Job Korea	www.jobkorea.co.kr	1588-9350
Saramin	www.saramin.co.kr	02) 2075-4733
Incruit	www.incruit.com	1588-6577
Contact Korea	www.kotra.or.kr/ck_kor	1600-7119
ESL Korea	www.eslkorea.net	02) 515-1795

Q&A

Q I worked for a private university for four years, and then I changed jobs and am now working for another private university. I didn't receive my severance pay yet from my previous workplace. How can I know how much I have paid into my pension so far?

You must be enrolled in a teachers' pension scheme, which is a pension plan for teaching staff at private universities. You should demand your retirement benefits when you quit the job to ensure that you receive the retirement pension that you have paid so far. If you changed jobs to another private university as a member of their teaching staff and have been paying into a pension plan, in this case, the teachers' pension scheme continues to remain in effect. If you demand your retirement pension, you may receive the accumulated pension amount in a lump sum. If you have paid into the teachers' pension for over 20 years, you may receive the pension in the form of periodic payments. Contact the Teachers' Pension administration to check the amount you have paid so far. (Teachers' pension: individual contributions: 8.5%, corporate contributions: 5.0%, state contributions: 3.5%)
※Teachers' Pension ☎1588-4110, www.tp.or.kr

Q I have worked as a native-speaking language instructor for two and a half years, but the severance pay I received only corresponds to two years of employment. Can I receive the rest?

You are eligible to receive severance pay if you work at a place of business for 12 months or more. Severance pay varies depending on the number of years of continuous employment. Even though you received the severance pay corresponding to the first two years, you should be paid for the remaining six months as well because it was part of your period of continuous employment. You may file a petition to the Regional Employment and Labor Administration that has jurisdiction over the educational institute.

Q I have been working as an English instructor at an educational institute for 9 months. According to my employment contract, I only have 10 days of unpaid leave per year. Do I not have any paid leave?

According to Article 60 of the Labor Standards Act, an employer shall grant any worker who has worked not less than 80% of one year 15 days of paid leave. As you have worked for 9 months only, you do not fulfill this condition, and are not eligible to receive a paid leave of 15 days. However, an employer shall grant any worker who has worked for less than 1 year, 1 paid day of leave for each month during which he/she has continuously worked, in accordance with the Labor Standards Act. Therefore, you are legally eligible to receive 9 days of paid leave. Regardless of the terms and conditions of your employment contract, you can have 9 days of paid leave, and your employer should pay you the wages corresponding to those 9 days.

07 DRIVING

1. Driver's Licenses
2. Traffic Accidents
3. Vehicle Registration & Cancellation
4. Rent-a-car & Car Sharing
5. Motorcycles
6. Q&A

01 Driver's Licenses

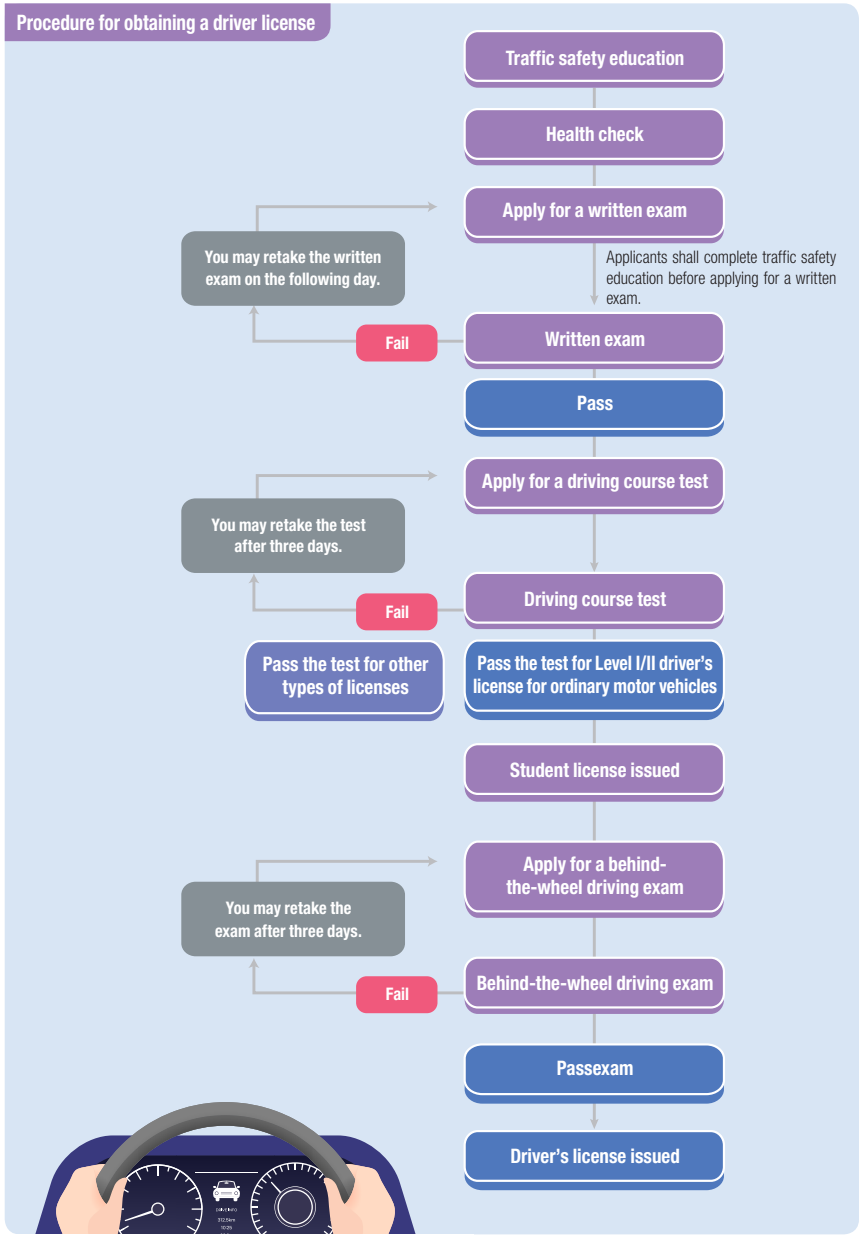

❶ Getting a driver's license

Driver's licenses in Korea are classified into Level I and Level II licenses. The types of motor vehicles that can be driven are dependent on the type of license. To get a driver's license, an applicant shall pass a total of three tests: a written exam, a driving course test, and a behind-the-wheel driving exam.

■Types of driver's licenses

Level I Driver's License (large, ordinary, small, special), Level II Driver's License (ordinary, small, motorcycles)

■Traffic safety education

- **Intended for**
  Those who intend to obtain a driver's license
- **Education hours**
  One hour before applying for the written exam
- **Description**
  Audio-visual education
- **What to bring**
  ID (resident registration certificate, passport, alien registration certificate, etc.), no fees are charged for the education course

■Health check

- **Location**
  Health check clinics at regional driver's license examination offices or hospitals
- **Fees**
  -Health check clinics at regional driver's license examination offices : Level I driver's license for large/special motor vehicles: 7,000 won; other types of licenses: 6,000 won
  -Hospitals: Fees vary by hospital.

■Written exam

- **What to bring**
  Application form, 3 color photos taken within the last 6 months (3.5×4.5cm or 3×4cm), and ID (resident registration certificate, passport, alien registration certificate, etc.)
- Fees : Level I/II driver's license for ordinary motor vehicles: 10,000 won; driver's license for motorcycles: 8,000 won; Level II driver's license for smal motor vehicles: 10,000 won
- Description : 40 multiple choice questions from among a question pool relating to transportation regulations, etc., required for safe driving
- Available languages : Korean, English, Chinese, and Vietnamese
- Announcement of results : You can see your score on the computer screen and whether you have passed or failed right after the exam is finished.

■Application for a driving course test

- What to bring : Application form and ID (resident registration certificate, passport, alien registration certificate, etc.)
  ※If a representative of the applicant applies for the driving course test, he/she shall require his/her ID and a power of attorney written by the applicant.
- Fees : Level I/II driver's license for ordinary mortor vehicles: 25,000 won; Large/Special motor vehicles: 25,000 won, Level II driver's license for small moter vehicles: 14,000; Driver's license for motorcycles: 10,000 won

■ Student license

- A student license shall be effective for one year. An applicant with a student license can practice driving for the behind-the-wheel driving exam.
- Fees: 4,000 won

■ Application for behind-the-wheel driving exam

- Persons with a student license may apply for and schedule a behind-the-wheel driving exam.
- What to bring: Application form (with a student license) and ID (resident registration certificate, passport, alien registration certificate, etc.)

  ※If a representative of the applicant applies for the driving course test, he/she shall require his/her ID and a power of attorney written by the applicant.
- Fees: Behind-the-whell driving exam: 30,000 won

■ Driving school

- If the applicant passes all tests (written exam, driving test, and behind-the-wheel driving exam), he/she will be issued a driver's license at the driver's license examination office.

■ Driver's license examination offices

Seoul has four driver's license examination offices: Gangnam, Gangseo, Dobong, and Seobu Driver's License Examination Offices.

Examination office	Address	Contact Information
Gangnam Driver's License Examination Office	23 Teheran-ro, 114-gil, Gangnam-gu, Seoul	Korea Road Traffic Authority Driver's License Services ☏1577-1120 www.safedriving.or.kr
Gangseo Driver's License Examination Office	171 Nambusunhwan-ro, Gangseo-gu, Seoul	
Dobong Driver's License Examination Office	1449 Dongil-ro, Nowon-gu, Seoul	
Seobu Driver's License Examination Office	13 World Cup-ro, 42-gil, Mapo-gu, Seoul	

Tip Driving classes for foreigners

■ **Korean National Police Agency :** The Korean National Agency provides driving classes for female immigrants and foreign workers. A total of 17 sites are operated in Seoul including Jongno, Seodaemun, Seongbuk, Jungnang, Geumcheon, Gangnam, Gangdong, Mapo, Yeongdeungpo, Gwanak, Gangseo, Songpa, Dobong, Guro, Nowon, Jongam, and Suseo Police Station, etc. Contact one of these police stations for further details.

❷ International driving permit

The Republic of Korea signed the 1949 Geneva Convention on Road Traffic. Any person with an international driving permit issued by a nation that signed the 1949 Geneva Convention on Road Traffic can drive a motor vehicle in the Republic of Korea. From January 2002, any person with an international driving permit issued by a nation that signed the Vienna Convention on Road Traffic can drive a motor vehicle in the Republic of Korea. An international driving permit issued in countries she or he is from shall be effective until the expiry date specified on it. The effective period of an international driving permit shall be one year maximum from the date of entering Korea. An international driving permit shall not be renewed when it expires.

■ List of countries that accept international driving permits

www.safedriving.or.kr/guide/larGuide051.do?menuCode=MN-PO-1215

■ Exchanging a foreign driver's license for a Korean driver's license

- A foreigner with a driver's license issued by a nation that accepts international driving permits can receive a Korean driver's license after a health check.
- According to Article 84 of the Road Traffic Act, a foreigner shall submit his/her foreign driver's license when receiving a Korean driver's license.
- The submitted driver's license will be returned when the foreigner departs from the Republic of Korea or wants to cancel his/her Korean driver's license, or at the request of the diplomatic mission. The submitted driver's license will be discarded if it is not reclaimed within ten years from the date of exchange.
- A foreigner with a driver's license issued by a nation that does not accept a Korean driver's license shall be required to take a written exam and health check.
- The written exam consists of 40 multiple choice questions. Applicants can choose a language from among Korean, English, Chinese, and Vietnamese.
- Documents required for exchanging a license from another country for a Korean license

Foreigners or overseas citizens	Korean nationals or permanent residents
•Foreign driver's license •Passport (Passport with stamps confirming entry and departure dates) •Alien registration certificate (Report card of the domestic place of residence for a foreign nationality Korean) •3 color photos taken within the past 6 months •Embassy certificate of license or Apostille (varies by nation) •Certificate of entry into and departure from Korea (From the date of birth up to the present) •Fees : 8,000 won (ordinary Korean version), 10,000 won (ordinary English version)	•Foreign driver's license •Passport (With the passport stamps showing date of entry and departure, it must be possible to confirm a stay of over 90 days in the country issuing the license.) ※The right of permanent residence and visa are not acknowledged. •Resident registration certificate (including resident registration certificates for Korean nationals residing abroad) •3 color photos taken within the past 6 months •Embassy certificate of license or Apostille •Certificate of entry into and departure from Korea (From the date of birth up to the present) •Fees : 8,000 won (ordinary Korean version), 10,000 won (ordinary English version)

※ Accurate contents can be provided by contacting KoROAD as documents may vary depending on the nationality, visa, etc.

■ Countries that accept Korean driver's licenses

www.safedriving.or.kr/guide/larGuide031.do?menuCode=MN-PO-1213

❸ Demerit points for violations of traffic regulations

Suspension of driver's license	Demerit points
1. Speeding violation (over 100km/h)	100
2. Driving under the influence of alcohol (blood alcohol content 0.03% or higher and below 0.08%)	
2-2. Criniminally charged with a crime of bodily injury on another such as retaliatory driving using a motor vehicle	
3. Speeding violation (over 80km/h)	80
3-2. Speeding violation (over 60km/h, below 80km/h)	60
4. Disobeying measures regarding a stopping or parking violation (limited to when the driver is one of a group or multiple people that disobeyed orders given by a police officer three or more times and impeded traffic)	40
4-2. Criminally charged with any dangerous collective conduct	
4-3. Criminally charged with reckless driving	
5. Failing to comply with safe driving obligations (limited to when the driver is one of a group or multiple people that disobeyed orders given by a police officer three or more times and drove at the speed limit or in a matter that endangered or impeded others)	
6. Failing to defuse disruptive passenger behavior	
7. Failing to appear in court for a summary judgment within 60 days from the last day of the court period or the fine payment period	
8. Lane-use violations (limited to center lane)	30
9. Speeding violation (over 40km/h, below 60km/h)	
10. Improper railroad crossing	
10-2. Failing to comply with school bus special protection rules	
10-3. Failing to comply with school bus driver's obligations (except drivers with passengers who have not fastened their seat belts)	
11. Driving on the shoulder of an expressway or motorway	
12. Driving in a bus-only or multi-passenger-vehicle-only lane on the expressway	
13. Failing to show a driver's license, etc., or failing to answer a police officer's questions for identification purposes	

Suspension of driver's license	Demerit points
14. Disobeying signals or instructions	15
15. Speeding violation (over 20km/h, below 40km/h)	
15-2. Speeding violation (20km/h or below in children protection zones between 8 am and 8 pm)	
16. "Passing-prohibited period" and location violations	
16-2. Violating the restrictions on loading capacity or violating the preventions of falling loaded articles	
17. Using a cell phone while driving	
17-2. Displaying images at a location the driver can see while driving	
17-3. Controlling a video display terminal while driving	
18. Driving a motor vehicle not equipped with a tachograph and violating other relevant regulations	
19. Lane-use violations (driving on the sidewalk, violating crosswalk procedures)	10
20. Failing to use the designated lane (including lane changing where it is not allowed)	
21. Driving on exclusive-use lanes of general roads	
22. Safe following distance violations (including violations of lane-changing procedures)	
23. Improper passing	
24. Failing to take measures to protect pedestrians (including crossing the stopping line at a light)	
25. Failing to heed obligation to prevent passengers from falling	
26. Failing to comply with safe driving obligations	
27. Impeding traffic by arguing, fighting, etc. on the road	
28. Throwing or projecting a stone, glass bottle, metal object, or other article likely to cause damage to a person, motor vehicle, or horse	
29. Throwing articles from any motor vehicle or horse traveling along a road	

02 Traffic Accidents

❶ What to do when you are involved in a traffic accident

When a traffic accident occurs, each driver and passengers shall stop the car immediately, take any necessary measures to provide assistance to casualties, and report to the nearest police substation or police station without delay.

■ Information to be reported

- The place where the accident occurs
- The number of casualties and extent of injuries, if any
- Damaged property and extent of such damage
- Other measures to be taken

■ Prohibition on hindering response measures when an accident occurs

- In cases where a traffic accident occurs, no passenger shall hinder any measures taken by the driver, etc. or the act of making the report.
- All involved parties shall observe good manners in terms of ethics, regardless of the legal procedures for the accident.
- If any person witnesses a hit-and-run accident, the witness shall take measures necessary to provide assistance to the victims and call 112 to report the accident, including all relevant information, such as the license plate number, model, color, etc., of the offender's vehicle.
- On the scene, there may be an oil spill, or a vehicle may contain dangerous/flammable articles. Therefore, those at the scene should not smoke or throw matches on the ground.

❷ Demerit points for traffic accidents

Demerit points by damage			
Involving personal injury or death	For each death	90	Death within 72 hours of the accident
	For each seriously injured person	15	Injury requiring medical treatment for three weeks or longer, according to a doctor's diagnosis
	For each injured person	5	Injury requiring medical treatment for five days or longer and less than three weeks, according to a doctor's diagnosis
	For each reported light injury	2	Injury requiring medical treatment for less than five days, according to a doctor's diagnosis

Failure to take necessary measures	
15	Hit-and-run after causing damage to property
30	1. Did not take immediate measures, such as rescuing victims, but voluntarily reported the accident 2. Voluntarily reported the accident within the reporting period (three hours for expressways, special metropolitan cities, metropolitan cities, and within city jurisdictions, as well as Ris or areas that have police stations within the jurisdiction of a Gun (except Guns in metropolitan cities); 12 hours for other areas)
60	Did not voluntarily report the accident within 3 hours(12 hours for other areas) but voluntarily reported the accident within 48 hours after that

❸ Bicycle accidents

- In the Republic of Korea, bicycles are classified as "motor vehicles and horses." Drivers of bicycles shall make efforts to use bicycles safely by complying with the transportation regulations under the Road Traffic Act.
- In the event of a bicycle accident, the same measures shall be taken as a motor vehicle accident.
- If an accident occurs between bicycles only and it is obvious that no one got hurt and only the bicycles were damaged, the accident does not need to be reported to the police when necessary measures are taken to prevent risks on the road and ensure smooth communication.
- Anyone who has failed to report measures, etc. when any accident occurs shall be punished by a fine not exceeding 300,000 won or by penal detention.

03 Vehicle Registration & Cancellation

Tip All car-related documents may vary slightly depending on individual situations or local authorities, in which case it is advisable to check with the organization to visit in advance to get the most accurate information.

❶ New registration

A person who has purchased a motor vehicle shall file an application for a new motor vehicle registration. A motor vehicle manufacturer, seller, etc. may file an application for the new motor vehicle registration in lieu of the buyer. Any person who operates a motor vehicle without making a registration shall be punished by imprisonment for not more than two years, or by a fine not exceeding 20 million won.

■How to register

A person who intends to register a motor vehicle shall file application with the City Hall/ Provincial Office, the Si/Gun/Gu Office, or Vehicle Registration Office, or via the National Car Management Portal website (www.car365.go.kr [Korean]).

■Documents required

- Alien registration certificate and copy of passport
- Application for new motor vehicle registration
- Certificate of manufacturer of motor vehicle (only applicable to newly built motor vehicles)
- Temporary operation permit (if a temporary operation permit was obtained)
- Front and back temporary operation permit license plates (if a temporary operation permission was obtained)
- Certificate of insurance subscription (may not be submitted if electronically checked)

■Reregistration of a motor vehicle for which a cancellation of registration has been made

- Documents stated above, a certificate proving the cancellation of registration, and a new inspection certificate

❷ Registration of transfer

The car dealer can proceed with the transfer registration instead if a used car is bought from the car dealer, in which case a registration application commission fee is charged (actual cost required for requesting the transfer registration). If the person who purchased a used car did not request change of registration, the seller of the car (owner listed in the car registration sheet when requesting a change of registration) can request a change of registration.

■Transfer registration period

Item	Period
Purchases	Within 15 days after date of purchase
Donations	Within 20 days after date of donation
Inheritance	Within six months after the last day of the month that the date of the commencement of inheritance falls on
Other cases	Within 15 days

■How to register

A person who intends to register a motor vehicle shall file an application for the new motor vehicle registration with the City Hall/Provincial Office or the Si/Gun/Gu Office, or via the National Car Management Portal website (www.car365.go.kr [Korean]).

※Motor vehicle dealers shall file an application for registration of transfer in person at an office.

■Documents required (direct dealing between individuals)

- Mandatory insurance subscription certificate (may not be submitted if electronically checked)
- Car registration
- Information on driving distance
- Commission
- ID cards of the transferor and transferee (when visiting in person)
- If the transferor does not visit: Seal impression certificate for car sales or confirmation of personal signature for car sales, transfer certificate
- If the transferee does not visit: Agent's ID card, copy of transferee's ID card, transfer certificate, power of attorney

※Before paying the purchase price, check with the transportation administration department of the city, county, and district offices having jurisdiction over the owner's address whether the car has been seized due to non-payment of taxes or fines

❸ Registration for modification

■Registration procedure and period

A person who intends to register the modification of a motor vehicle shall file an application for the registration of modification with the City Hall/Provincial Office or the Si/Gun/Gu Office, or via the National Car Management Portal website (www.car365.go.kr [Korean]).

- Within 60 days from the date on which such grounds occur

■Documents required

- Application for registration of modification
- Original copy of car registration
- Front and back operation permit license plates (2 plates)
- Owner : ID / Authorized representative: Power of attorney (with owner's seal) and a copy of the owner's ID

❹ Motor vehicles brought from abroad as part of freight for moving

Any foreigner who intends to enter the Republic of Korea to stay for at least one year, or who intends to enter the Republic of Korea to stay with his/her family for six or more months may bring his/her motor vehicle as part of freight for moving.

■Recognition criteria and method

- Cars accepted as moving supplies: 1 car per household, 10 passengers or less, name of mover, used for at least 3 months (from the date of entering Korea)
- Only Korean cars manufactured or exported by Korea are eligible for tax exemption
- Car registration (including temporary registration), ownership certificate, domestic car insurance subscription documents, etc. must be submitted.
- Related information can be checked on the Korea Customs Service website. (www.customs.go.kr/kcs/ad/cntnts/cntntsView.do?cntntsId=8455&mi=8455)

❺ Motor vehicle insurance

- If a foreigner intends to own and operate a motor vehicle in the Republic of Korea, he/she shall purchase an insurance policy.
- Any person who fails to purchase a mandatory insurance policy shall be subject to an administrative fine not exceeding three million won in accordance with the Compulsory Motor Vehicle Liability Securiy Act.
- Any person who operates a motor vehicle with no mandatory insurance shall be punished by imprisonment with labor for not more than one year or by a fine not exceeding 10 million won in accordance with the Compulsory Motor Vehicle Liability Securiy Act
- Visit the General Insurance Association of Korea website (kpub.knia.or.kr [Korean]) to obtain the compare information on motor vehicle insurance policy types, premiums, and discount/subcharge rates.

❻ Regular inspection of motor vehicles

All motor vehicles considered in use shall undergo a regular inspection in accordance with the Motor Vehicle Management Act.

■ Inspection intervals and administrative fines

- Passenger vehicles: From the fourth year of the initial registration date of the motor vehicle, a regular inspection shall be performed every two years. (Varies depending on the type of motor vehicle)
- Inspection period: Within 31 days before and after the expiry date of regular inspection
- Administrative fines: If the motor vehicle owner does not receive an inspection within the inspection period, he/she may face an administrative fine.
  ※If the expiry date passes, a fine of 40,000 won within 30 days with an additional 20,000 won every 3 days beyond 30 days and within 114 days, and 600,000 won beyond 115 days is imposed
- If a person cannot complete a regular inspection within the inspection period, he/she may apply for an extension. Motor vehicle inspection station

❼ Vehicle scrapping

Car scrapping must be carried out at authorized junkyards listed in the government office, and the car scrapping receipt certificate must be issued when scrapping the car. By requesting car scrapping and car registration cancellation to the district junkyard, proper processes can be quickly and accurately processed in a one-stop process. If car scrapping is requested to an unlisted company, issues such as automobile tax delinquency and liability insurance fine may arise because the car scrapping certificate cannot be issued and car registration cancellation cannot be processed.

■ Documents required

- Car registration
- ID card (alien registration card, etc.)
- Seal certificate (required only for car owner agents)

04 Rent-a-car & Car Sharing

❶ Rent-a-car

Rent-a-car is a service whereby automobiles are rented to people with a driver's license. Most Korean car rental companies rent automobiles to foreigners who meet the following conditions.

■ Requirements

- Must be 21 years or older, with at least one year of driving experience
- Must have a valid driver's license (Korean/International)
  ※This article does not apply for 1 year for licenses that have been changed from a foreign driver's license to a Korean driver's license (for cars with 9 passengers or less)

■ Car rental companies

Company	Contact
SK Rent-a-car	☏1599-9111, homepage.skcarrental.com [Korean and English]
Lotte Rent-a-car	☏1588-1230, www.lotterentacar.net [Korean and English]

※Search "렌터카" (Rent-a-car) or "렌터카회사" (Car rental companies) on a portal site to obtain further information. Car rental prices vary depending on the companies. Compare the prices before you rent a car.

❷ Car sharing

Car sharing is one of the ways to rent a car. It is different from a car rental service.

■ Description

- Unlike car rental services, car sharing is available for members only.
- A rental car agreement is generally on a daily basis and additional charges are applied on an hourly basis at the time of return. On the other hand, car sharing is conducted on hourly or minute-based rates. It is a useful service for those who need a motor vehicle for a short period of time.

■ Car sharing services

Company	Contact
Green Car	☏080-2000-3000, www.greencar.co.kr [Korean]
Socar	☏1661-3315, www.socar.kr [Korean]

05 Motorcycles

Motorcycles

Motorcycles are generally cheaper than automobiles and are convenient to drive on Seoul's busy downtown roads. Businesses in particular use motorcycles for parcel services, motorcycle courier services, food delivery, etc. Many people use motorcycles to go to school or work. Most motorcycle riders use motorcycles because of the low costs and convenience.

❶ Acquisition of license

Types of motorcycles	Driver's Licenses
125cc or greater than displacement	Level II Driver's License for Motorcycles
Less than 125cc displacement	Level I/II Driver's License for Oridinary Motor Vehicles or Level II Driver's License (motorcycles), etc.

※People aged 18 and over can take a test for a Level II driver's license for motorcycles. Motorcycles shall not be used on the expressways.

❷ Registration and insurance

- **Motorcycle registration :** A foreigner can register a motorcycle at the Transportation Administration Division of the Gu Office having jurisdiction over his/her domicile by submitting his/her alien registration certificate, certificate of manufacturer of a motorcycle, and certificate of insurance.
- **Insurance :** Just like with automobiles, a foreigner who intends to own and operate a motorcycle in the Republic of Korea shall purchase an insurance policy.

Q&A

Q I have exchanged my Chinese driver's license for a Korean driver's license. I'm going to go to China for a while, so I need my Chinese driver's license back. Then, should I return my Korean driver's license?

In such cases, you don't need to return your Korean driver's license. You can keep and use your Korean driver's license in the Republic of Korea until its expiry date. To get your Chinese driver's license back, bring your airline or passage ticket proving your departure plan, passport, alien registration certificate, and Korean driver's license, and visit the Driver's License Examination Office where you submitted your Chinese driver's license.

Q I got caught driving drunk with a blood alcohol level of 0.05%. What punishment will I get?

According to the penal provisions for drunk driving, anyone whose blood alcohol level content is not less than 0.03%, but less than 0.08%, shall be punished by imprisonment with prison labor for not more than 1 year or by a fine not exceeding five million won.

08
TELECOMMUNICATIONS & FINANCE

1. Telecommunications Services
2. Financial Services
3. Q&A

01 Telecommunications Services

❶ Telephones

▪Landline telephones

Unlike cell phones, landline telephones are connected via "communication lines." Contact any telecommunication service provider offering landline phone services, such as KT (☎100, www.kt.com), SK Broadband (☎106, www.bworld.co.kr), and LG U+ (☎101, www.lguplus.com), etc. to apply for service.

▪Cell phones

•How to get a cell phone number

Leading telecommunication service providers include SKT, KT, LG U+. To get a cell phone number, you should submit the required documents, such as a copy of your passport, alien registration certificate, and bankbook. If an authorized representative is applying for the service, he/she should visit a telecommunications agency with his/her ID and the user's required documents. The term of a contract is generally two years. You should pay a penalty if you terminate the contract before the expiration date. You can choose between a prepayment or deferred payment plan.

Tip Leading telecommunications service providers

KT

Subscription may be limited depending on the remaining stay period. This may also vary depending on various requirements such as type of visa wherein accurate subscription conditions should be checked by visiting a phone agency.

☎(Area code)+100 (new subscription), www.kt.com
foreign customer center
☎080-448-0100 (English, Chinese, Vietnamese, and Russian)

SKT

Regardless of the type of visa, a phone can be opened if the remaining period of stay is at least 90 days. Accurate subscription conditions should be checked by visiting a phone agency.

☎080-011-6000 (new subscription), www.bworld.co.kr
foreign customer center
☎080-252-5011
(English, Chinese, and Japanese)

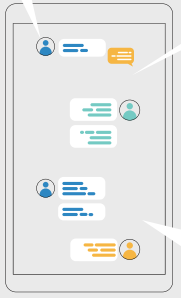

LG U+

New phone opening is possible if the stay period of 30 days has passed. Accurate subscription conditions should be checked by visiting a phone agency.

☎1644-7009 (new subscription), www.lguplus.com
foreign customer center ☎080-851-1004 (English, Chinese, Vietnamese, and Russian)

❷ Internet

▪High-speed internet

•How to apply for service : Leading high-speed internet service providers include Olleh KT, SK Broadband, and LG U+. Contact the customer service center of an internet service provider or sign up via the website and apply for the service. Then, a technician will visit your house and install the internet service. You should pay installation charges at the beginning. Internet service charges vary depending on service providers and plans.

•Service charges : The term of a contract is generally one year, two years, or three years. The discount rates vary depending on the term of the contract. If you terminate the contract before the expiration date, you may have to return all the discounts you have received, as a penalty. If the internet service provider has provided some equipment, such as a modem and AP, for free according to the terms of your contract, you may have to pay the rental fees you have used so far.

Internet service provider	Website	Contact
KT	www.kt.com	☎(Area code)+100 ☎080-448-0100 [English, Chinese, Vietnamese, and Russian]
SK Broadband	www.bworld.co.kr	☎106 ☎080-252-5011 [English, Chinese, and Japanese] (can be inquired online on website in English)
LG U+	www.lguplus.com	☎101 ☎080-851-1004 [English, Chinese, Vietnamese, and Russian]

▪Portable Wi-Fi

You can use the internet anywhere and at anytime using a portable Wi-Fi hotspot. Visit an agency of SKT, KT, or LG U+ to apply for service. The term of a contract is generally two years. You should pay a penalty if you terminate the contract during before the expiration date.

▪Internet cafes



They are also known as PC rooms. At a PC room, you can use the internet or enjoy online games, etc., for an hourly fee or flat rate. Most PC rooms are open 24 hours. The cost for an hour ranges from 1,000 to 2,000 won. You can enjoy some snacks here.

❸ Post and courier services

■ Domestic mail

To send a letter, visit the nearest post office and write the recipient's address and zip code on the envelope. Postage rates depend on the type of envelopes (whether you use and ordinary envelope or not), the letter weight, etc. Registered mail is more expensive than regular mail. If you use registered mail, you can track your mail and check if the recipient recieves. It is recommended that you use registered mail for improtant mail.

•Korea Post Call Center

General customers ☎1588-1300 / Weekdays: 9:00 am- 6:00 pm / Closed on Saturdays and holidays

Foreign customers ☎82-2-609-4295 / Weekdays : 9:00 am - 6:00 pm / Closed on Saturdays and Sundays

> **Tip** Residence changing service
> If your address changed because of moving into a new place or moving out of an old place and want to receive mail at your new address, you can use this service. You can select a service period from among three, six, nine, or 12 months. The service is free in the same district. Visit the website of e-Post (www.epost.go.kr) for further information.

•International mail

If you need to send a letter, documents, or parcel to a foreign country urgently, you can use EMS (Express Mail Service), which is an international express postal service. Postage rates depend on the type and weight of the mail. After sending international mail (EMS, package by airmail, and registered mail), you can track your mail via the ePost or International Mail Tracking Office of the ePost Call Center website.

•Courier service

Courier service is a service where a courier delivers mail, packages, etc., to destinations.

Courier services	URL	Contact
Hanjin Logistics	www.hanjin.co.kr	1588-0011
CJ Logistics	www.cjlogistics.com	1588-1255
Logen Logistics	www.ilogen.com	1588-9988
Korea Post	parcel.epost.go.kr	1588-1300

❹ Mail orders

A mail order is used for the buying and selling of goods online or by television, catalogs, and other means of communication. For mail orders, the seller and buyer do not have to meet face-to-face to make a transaction. There are various types of mail orders, such as online shopping, TV home shopping, catalog shopping, etc.

■ Online shopping

Online shopping malls sell a wide range of goods and services, such as clothes, foods, daily necessities, home appliances, travel packages, etc. In addition to online hypermarket and department store shopping malls, many people use Gmarket, Auction, We Make Price, TMON, 11STREET, Coupang, and other social commerce sites.

> **Tip** How to do online shopping
> ①Sign up (Use your name exactly as written on your alien registration certificate) → ②Log in → ③Purchase or add to cart →④Make a payment → ⑤Select a payment method (Credit card, debit card, simple payment, cash, mobile billing, etc.) → ⑥Check the shipping charges, address, and total price and make a payment (Payment methods may vary depending on the shopping malls)

02 Financial Services

❶ Banks

■ How to open a bank account

Foreigners residing in Korea and foreigners residing abroad should follow different procedures to open a bank account.

The bank account holder should visit a bank and present his/her ID (passport, alien registration certificate, report card of the domestic place of residence, etc.) to make a bank transaction. In the Republic of Korea, all financial transactions should be made after confirming the bank account holder's real name according to the Real Name Verification Act. If an authorized representative intends to make a transaction in lieu of the bank account holder, he/she should bring evidential documents required for the financial transactions.

■ Remittance

For overseas remittances exceeding USD 5,000 per transaction, the reason for remittance and documents proving the remittance must be submitted to the bank according to the foreign exchange transaction regulations. Remittance of up to USD 50,000 per year is allowed without evidentiary documents, but they may be requested if necessary. In order to receive remittance from the home country, an account under a Korean foreign exchange bank must be created.

- Documents required : Passport, alien registration certificate, and income certificate if applicable
- How to transfer: Visit the bank or use Internet/mobile banking

■ Exchange

Foreign exchange income must be declared when bringing in cash of more than USD 10,000 in Korea (permit and declaration not required for cash of up to USD 10,000 when entering Korea.) Currency exchange can be carried out at the specified financial organization such as foreign exchange banks, and there is no limit to the amount that is exchanged at one time.

Online banking

For Internet banking, you must visit the bank and request Internet banking with an ID (alien registration card, passport, resident registration card). When creating your first account, we recommend requesting Internet banking at the same time. It is convenient to know your ID, which is required to connect to Internet banking, before visiting the bank. Once application for Internet banking at the bank is complete, you can connect to the bank homepage and select common certificate or financial certificate for issuance.

Credit cards

- Eligibility : Credit card companies have different eligibility conditions. Foreigners who meet such conditions may be issued a credit card. Applicants may be rejected according to the screening results. Some credit card companies do not issue credit cards to foreigners.
- Issuance of a credit card and documents required: Visit the nearest bank, credit card agency, or the website of a bank or a credit card company to apply for a credit card. You should submit an application form (including a photo), alien registration certificate, and income certificate (certificate of employment, tax invoice, etc.) if applicable. Required documents may vary depending on the credit card companies and banks.
- Annual fees : Credit card holders should pay annual fees every year on the month when the credit card was issued. Annual fees are classified into basic annual fee and affiliate annual fee. Basic fees are charged once a year regardless of the number of credit cards, and the affiliate annual fee is charged to cover the costs for additional services provided by the card.

Q&A

Q What is the maximum amount of money I can send to my country?

Foreigners residing in the Republic of Korea (including non-residents) can send up to USD 50,000 to foreign countries each year. Overseas transmittance is available within the regulated limit if the transferor has the required documents such as passport, foreign exchange purchase certificate, salary statement, etc.

Q I purchased a Korean cell phone abroad. Can I use it in Korea?

70% of smartphones launched after 2011 have a function to select GSM and DCMA. If your smartphone has this function, you can use it in Korea after purchasing and inserting a USIM card.

Q I'd like to use an overseas online shopping mall. How can I find out about tax information and delivery status?

Before you purchase some goods from an online shopping mall, check via the website of Korea Post (www.koreapost.go.kr) if the goods are allowed to be brought into Korea. Items worth USD 150 or less (USD 200 for US) are cleared from the duty-free list, and products that exceed this price must be declared when importing. The price of a product includes all costs incurred for taxes from the departing country, shipment fees, insurance, etc. Items worth USD 150 or less are cleared as duty-free, and items exceeding USD 150 are taxed for the total taxable price (product price+freight fee+insurance, etc.) without deduction. Visit the website of the Korea Customs Service (www.customs.go.kr) for further information.

09
LEISURE ACTIVITIES

1. Parks in Seoul
2. Sporting Facilities
3. Cultural Assets & Cultural Facilities
4. Touring Seoul
5. Traditional Markets in Seoul
6. International Grocery Stores
7. Volunteering
8. Q&A

01 Parks in Seoul

❶ Hangang Parks

Many parks are located near the Hangang River. There are a total of 11 Hangang Parks, in Gangseo, Yanghwa, Mangwon, Nanji, Yeouido, Ichon, Banpo, Jamwon, Ttukseom, Jamsil, and Gwangnaru.

Hangang Project Headquarters
hangang.seoul.go.kr

❷ World Cup Park

World Cup Park, located near Seoul World Cup Stadium, was once a 15-year-old landfill. This landfill was transformed into a large-scale ecological park named World Cup Park to commemorate the 2002 Korea-Japan World Cup Games and the new millennium. World Cup Park consists of four parks: Pyeonghwa Park, Haneul Park, Noeul Park and Nanjicheon Park.



Location : 84, Haneulgongwon-ro, Mapo-gu, Seoul
World Cup Stadium Station (Line 6)
Inquiries : 02-300-5501
parks.seoul.go.kr/template/sub/worldcuppark.do

❸ Olympic Park

Olympic Park was built to commemorate the 1986 Asian Games and the 1988 Summer Olympics. It is now loved by many citizens as an urban rest area and used for a variety of purposes such as sports, culture, arts, history, education, etc.

Location : 424, Olympic-ro, Songpa-gu, Seoul
Olympic Park Station (Line 5)
Mongchontoseong Station (Line 8)
Olympic Park Station, Hanseong Baekje Station (Line 9)
Inquiries: 02-410-1114
www.ksponco.or.kr/olympicpark/

❹ Seonyudo Park

Seonyudo Park is an ecological park and a water park, repurposing a former water purification plant. The park consists of a Water Purifying Botanical Garden, Aquatic Botanical Garden, Eco-friendly Water Playground, etc. Visitors can see a variety of aquatic plants and enjoy the ecological forest.

Location : 343, Seonyu-ro, Yeongdeungpo-gu, Seoul
Seonyudo Station (Line 9)
Inquiries : 02-2631-9368 parks.seoul.go.kr/template/sub/seonyudo.do

❺ Seoul Forest

Seoul Forest opened in June 2005. The former Ttukseom Sports Park was transformed into an urban forest, just like Central Park in New York. Visitors can enjoy a walk around large trees. The park includes an outdoor stage, plaza, artificial ponds, etc.

Location : 273, Ttukseom-ro, Seongdong-gu, Seoul
Seoul Forest Station (Bundang Line)
Inquiries : 02-460-2905

❻ Songpa Naru Park

Songpa Naru Park, also known as Seokchon Lake Park, is located near Seokchon Lake, Jamsil. As an amusement park, department store, and other attractions are near the park, the park is loved by many students and families.

Location : 136, Samhaksa-ro, Songpa-gu, Seoul
Jamsil Station (Line 2 and 8)
Seokchon Station (Line 8)
Inquiries: 02-2147-3380

※Seoul has a lot of parks with many different themes. Visit the Website of Seoul Parks (parks.seoul.go.kr [Korean]) for further information.

02 Sporting Facilities

❶ Sports centers

Each Gu of Seoul has sports centers. Sports centers have a wide range of exercise equipment for weight training and cardiovascular exercise. Sports centers operate a variety of sports programs such as fitness, swimming, basketball, yoga, badminton, kendo, etc. Programs vary depending on sports centers.

❷ How to book a sports facility

You can book a sports facility via the website of Reservation for Public Service (yeyak.seoul.go.kr [Korean and English]). In addition to sports facilities, you may enroll in a program or rent a place or facility. You need your alien registration certificate to use the services.

03 Cultural Assets & Cultural Facilities

❶ Major palaces

Seoul has four royal palaces which were constructed during the Joseon Dynasty: Gyeongbokgung Palace, Changdeokgung Palace, Changgyeonggung Palace, and Deoksugung Palace are all located in downtown Seoul. As the palaces are near City Hall, Gwanghwamun Gate, Insa-dong, and other attractions, visitors can enjoy a variety of cultural experiences as well as the palaces.

Name	Location and contact
Gyeongbokgung Palace	Address : 161, Sajik-ro, Jongno-gu, Seoul Gyeongbokgung Station (Line 3) Inquiries : 02-3700-3900, www.royalpalace.go.kr [Korean and English]
Changdeokgung Palace	Address : 99, Yulgok-ro, Jongno-gu, Seoul Anguk Station (Line 3) Inquiries : 02-3668-2300, www.cdg.go.kr [Korean and English]
Deoksugung Palace	Address : 97, Sejong-daero, Jongno-gu, Seoul City Hall Station (Line 1 and 2) Inquiries : 02-771-9951, www.deoksugung.go.kr [Korean and English]
Changgyeonggung Palace	Address : 185, Changgyeonggung-ro, Jongno-gu, Seoul Hyehwa Station (Line 4) Inquiries : 02-762-4868, cgg.cha.go.kr [Korean, English, Chinese, and Japanese]
Jongmyo Shrine	Address : 157, Jong-ro, Jongno-gu, Seoul Jongno 3-ga Station (Line 1, 3, and 5) Inquiries : 02-765-0195, jm.cha.go.kr [Korean, English, Chinese, and Japanese]

❷ Performances

- Seoul has many concert halls of different sizes, such as the National Theater of Korea, Sejong Center for the Performing Arts, Seoul Arts Center, and LG Arts Center. Concert halls provide a wide range of performing arts, including traditional performances, musicals, concerts, and plays. Small theaters are concentrated in Daehak-ro, located in Hyehwa-dong, Jongno-gu. You can enjoy a variety of shows in this area. Some shows provide English subtitles for foreigners.

- In addition to concert halls, you can easily see street performances in Seoul. In particular, Hongdae is popular for street performances and busking. In this area, you can easily meet young artists performing music on the street. Many clubbers gather in Hongdae at night to enjoy dancing and music. Hongdae becomes a huge place for festivals every night.

■ Seoul traveling information site

The website of Visit Seoul Net (www.visitseoul.net [Korean, English, Chinese, Japanese, Russian, and Malaysian]) provides useful traveling tips including famous tour sites, restaurants, cafes, hotels, festivals, performances, and traveling recommended by editors.

❸ Art galleries and museums

Seoul has numerous museums and art galleries of different themes, such as Korean history, traditional Korean culture, etc. Visitors can enjoy a variety of exhibitions and arts and cultural events.

■ Art galleries

Name	Location and contact
Seoul Museum of Art	Address : 61, Deoksugung-gil, Jung-gu, Seoul City Hall Station (Line 1 and 2) Business hours : Weekdays (Tuesday through Friday) : 10:00am - 8:00pm Weekends and holidays : 10:00am - 7:00pm ※Winter (November through February) 10:00am - 6:00pm Inquiries : 02-2124-8800 sema.seoul.go.kr [Korean, and English]
 Buk Seoul Museum of Art	Address : 1238, Dongil-ro, Nowon-gu, Seoul Junggye Station and Hagye Station (Line 7) Business hours : Weekdays (Tuesday through Friday) : 10:00am - 8:00pm Weekends and holidays : 10:00am - 7:00pm ※Winter (November through February) 10:00am - 6:00pm Inquiries : 02-2124-5248~9 sema.seoul.go.kr [Korean, and English]

■ Museum

Name	Location and contact
National Museum of Korea	Address : 137, Seobinggo-ro, Yongsan-gu, Seoul Ichon Station (Line 4) Close : January 1, Lunar New Year's Day, and Chuseok Inquiries : 02-2077-9000, www.museum.go.kr [Korean, English, Chinese, and Japanese]
 Children's Museum of National Museum of Korea	Address : 137, Seobinggo-ro, Yongsan-gu, Seoul Ichon Station (Line 4) Close : January 1, Lunar New Year's Day, and Chuseok Inquiries : 02-2077-9000, www.museum.go.kr/site/child/home [Korean, and English]

Name	Location and contact
Museum of Gugak	Address : 2364, Nambusunhwan-ro, Seocho-gu, Seoul Nambu Bus Terminal Station (Line 3) Close : Every Monday and January 1 Inquiries : 02-580-3130, www.gugak.go.kr [Korean, and English]
 National Hangeul Museum	Address : 139, Seobinggo-ro, Yongsan-gu, Seoul Ichon Station (Line 4) Close : January 1, Lunar New Year's Day, and Chuseok Inquiries : 02-2124-6200 www.hangeul.go.kr [Korean, English, Chinese, and Japanese]
National Folk Museum of Korea	Address : 37, Samcheong-ro, Jongno-gu, Seoul Anguk Station or Gyeongbokgung Station (Line 3) Close : January 1, Lunar New Year's Day, and Chuseok Inquiries : 02-3704-3114 nfm.go.kr [Korean, English, Chinese, and Japanese]
Children's Museum of National Folk Museum of Korea	Address : 37, Samcheong-ro, Jongno-gu, Seoul Anguk Station or Gyeongbokgung Station (Line 3) Close : January 1, Lunar New Year's Day, and Chuseok Inquiries : 02-3704-3014, 3015 nfm.go.kr/kids/ [Korean and English]
National Palace Museum of Korea	Address : 12, Hyoja-ro, Jongno-gu, Seoul Gyeongbokgung Station (Line 3) Close : January 1, Lunar New Year's Day, and Chuseok Inquiries : 02-3701-7500 www.gogung.go.kr [Korean, English, Chinese, and Japanese]
National Science Museum for Children	Address : 215, Changgyeonggung-ro, Jongno-gu, Seoul Hyehwa Station (Line 4) Close : January 1, Lunar New Year's Day, and Chuseok Inquiries : 02-3668-3350 www.csc.go.kr [Korean]

❹ Movie theaters with English subtitles

Some movie theaters provide English subtitles for foreigners who cannot speak Korean. Visit the website of Cine in Korea (cineinkorea.com [English]) for further information.

❺ Traditional arts class

Foreigners may join a variety of traditional arts programs to learn about Korean culture.

Educational institutions	Theme	Address	Website
Korea Studio Sool	Traditional liquor	62, Jahamun-ro, Jongno-gu, Seoul	www.ktwine.or.kr[Korean]
Yejiwon	Etiquette lesson	72, Jangchungdan-ro, Jung-gu, Seoul	
Samcheonggak	Korean cuisine	3, Daesagwan-ro, Seongbuk-dong, Seongbuk-gu, Seoul	www.samcheonggak.or.kr [Korean, English, Chinese, and Japanese]
Institute of Korean Royal Cuisine	Korean cuisine	16, Changdeokgung 5-gil, Jongno-gu, Seoul	www.food.co.kr [Korean]
Temple Stay Information Center	Temple stay	56, Ujeongguk-ro, Jongno-gu, Seoul	www.templestay.com [Korean, English, Chinese, and Japanese]

❻ Libraries

To use a library, you should sign up via the library website and be issued a membership card. A foreigner needs a copy of his/her report card of the domestic place of residence or alien registration certificate to sign up for a membership. The rental period varies depending on the libraries or the types of materials. Check the rental period when you rent a book.

▪National Library of Korea

Address : 201, Banpo-daero, Seocho-gu, Seoul
Inquiries : 02-590-0500, www.nl.go.kr

▪Membership card issuance procedure

Sign up via the website
New membership

→

ID check at the membership card issuance office
What to bring : ID
(alien registration certificate, passport, etc.)

→

Membership card Issued

❼ Festivals

You can enjoy a variety of festivals in Seoul throughout the year. The following are major festivals by season.

Season	Festival	Location	Website
Spring	Seoul Drum Festival	Seoul Plaza	www.seouldrum.go.kr [Korean, and English]
	Eungbongsan Mountain Forsythia Festival	Eungbong-dong, Seongdong-gu, Seoul	www.sd.go.kr/tour/contents.do?key=1915 [Korean]
	Yeongdeungpo Yeouido Spring Flower Festival	Yeouiseo-ro, Yeongdeungpo-gu, Seoul	www.ydpcf.or.kr/festival/festival.do [Korean]
Summer	Yeon Deung Hoe (Lotus Lantern Festival)	Jogyesa Temple, Jong-ro, Seoul	www.llf.or.kr [Korean, English, Chinese, Japanese, French, and Spanish]
	Seoul Fringe Festival	World Cup Stadium	www.seoulfringefestival.net [Korean]
	Hangang Summer Festival	11 Hangang districts in Seoul	hangang.seoul.go.kr [Korean, English, Chinese, and Japanese]
Fall	Seoul Street Arts Festival	Downtown areas of Seoul	www.ssaf.or.kr [Korean, and English]
	Itaewon Global Village Festival	Itaewon	www.itaewon.or.kr [Korean]
	Seoul International Fireworks Festival	Yeouido Hangang Park	www.hanwhafireworks.com [Korean]
Winter	Haneul Park Sunrise Festival	Haneul Park	korean.visitkorea.or.kr/kfes/detail/fstvlDetail.do?cmsCntntsId=1978418 [Korean]
	National Folk Museum of Korea / Great Full Moon Festival	National Folk Museum of Korea	www.nfm.go.kr [Korean, English, Chinese, and Japanese]
	Namsangol Lunar New Year Festival	Namsangol Hanok Village	www.hanokmaeul.or.kr [Korean, and English]

04 Touring Seoul

❶ Seoul City Tour Bus

- The Seoul City Tour Bus provides one-day bus tour programs with different themes, such as popular tourist attractions, shopping malls, etc. If you purchase a ticket, you can get on a tour bus as many times as you want for one day. Visit the website of Seoul City Tour Bus (www.seoulcitybus.com [Korean, English, Chinese, and Japanese]) for further information of tour programs, costs, etc.
- Visit the website of Visit Seoul Net (www.visitseoul.net) or the website of the Korea Tourism Organization (korean.visitkorea.or.kr [Korean, English, Chinese, Japanese, Russian]) for further tourist information of Seoul.

05 Traditional Markets in Seoul

❶ Namdaemun Market

Namdaemun Market has a 600-year history and is one of the most popular tourist attractions in Seoul. About 10,000 stores are concentrated in the market. The stores sell about 1,700 kinds of daily necessities, such as clothes, accessories, kitchen appliances, folk crafts, foods, and sundries. As Namdaemun Market is near the Bank of Korea, Jeongdong-gil, Myeong-dong, N Seoul Tower, and Namsangol Hanok Village, the market is very popular with foreigners. Namdaemun Market is located near Hoehyeon Station (Line 4). Visit the website of Namdaemun Market (www.namdaemunmarket.co.kr) for further information.

❷ Tongin Market

Tongin Market consists of about 80 stores. A majority of the stores are foods stands and restaurants, and the rest are green grocers, fish shops, clothing stores, etc. In January 2012, Tongin Market opened the "Lunch Box Cafe Tong". It has been well received by Korean and foreign tourists. You can exchange money for yeopjeon (brass coins) as much as you need and buy a variety of snacks and dishes with this yeopjeon in the market. You can bring the food to the cafe and enjoy it. Tongin Market is located near Gyeongbokgung Station (Line 3). Visit the website of Tongin Market (tonginmarket.modoo.at) for further information.

❸ Mangwon Market

Mangwon Market, located in Mangwon-dong, Mapo-gu, Seoul, sells vegetables, fruits, fish, daily necessities, and street food just like many other traditional markets. Mangwon Market consists of about 30 stores and is located near Mangwon Station (Line 6).

❹ Gwangjang Market

Gwangjang Market is a wholesale market selling fabric, hanbok, women's clothing, subsidiary materials for clothing, vintage imports, bedding, etc. If you are interested in hanbok, accessories, or home accessories, you should visit Gwangjang Market. After enjoying shopping, don't miss the street food. Many people visit Gwangjang Market to enjoy mini gimbap, also known as mayak gimbap, and mung bean pancakes with makgeolli. The market is near Jongno 3-ga Station (Line 1 and 3) and Jongno 5-ga Station (Line 1). Visit the website of Gwangjang Market (www.gjmarket.org) for the map and information on business hours, etc.

❺ Noryangjin Fisheries Wholesale Market

It is the largest fish market in Korea. A variety of marine products are delivered from all over the country to the market early every morning and distributed all across the country again through competitive bidding. Visitors can look around and enjoy fresh seafood here. It is located near Noryangjin Station (Line 1 and 9). Visit the website of Noryangjin Fisheries Wholesale Market ((www.susansijang.co.kr) for information of business hours, etc.

❻ Gyeongdong Market

70% of the total volume of medicinal herbs are traded in Gyeongdong Market. After the Korean War, farmers from northern Gyeonggido and Gangwon-do began to bring their products here, such as agricultural products, vegetables, and forest products. The market was naturally formed by the farmers. Gyeongdong Market consists of Seoul Yangnyeongsi, Gyeongdong New Market, Gyeongdong Old Market, Hansol Dongui Bogam, etc., in Jegi-dong, Yongdu-dong, and Jeonnongdong of Dongdaemun-gu. Seoul Yangnyeongsi mainly handles medicinal herbs. Gwangseong Building, Gyeongdong New Market, etc., trade items for ancestral rites, ginseng, honey, cereals, vegetables, etc. It is located near Jegi-dong Station (Line 1).

06 International Grocery Stores

With a growing foreign population in Korea, international grocery stores are increasing in Seoul. Foreigners can easily find a variety of ingredients whenever they miss food from their home country.

❶ China

Name	Location
Daerim-dong Chinatown	Exit 12 of Daerim Station (Line 2 and 7)
Yeonnam-dong Chinatown	Exit 2 of Hongik Univ. Station (Line 2, Gyeongui-Jungang Line, and Airport Railroad)
Konkuk University Chinatown	Exit 5 of Konkuk Univ. Station (Line 2 and 7)

※In Seoul, there are many Chinatowns in places where Korean-Chinese people live together. You can easily find Chinese grocery stores at every corner of a Chinatown. You can purchase various Chinese ingredients in a Chinatown.

❷ Japan

Mono Mart sells a wide range of Japanese foods and ingredients. In Seoul, there are 10 stores, including the Banposeorae Branch, Ichon Branch, Yeongdeungpo Branch, and Hannam Branch. Visit the website of Mono Mart (www.monomart.co.kr [Korean]) for further information of products and store location.

❸ Southeast Asia

You can purchase Southeast Asian ingredients for countries such as the Philippines, Indonesia, and Vietnam at Asian supermarkets all over Seoul.

❹ Central Asia

You can purchase Central Asian ingredients for countries including Russia at Dongdaemun Silk Road, also known as Central Asia Street, located in Gwanghui-dong, Jung-gu, Seoul.

❺ Halal food

▪Halal supermarkets

Supermarket	Address	Contact
Halal Mart KOREA	143. Mapo-daero, Mapo-gu, Seoul	070-7777-4004
International Super	14. Bogwang-ro 60-gil, Yongsan-gu, Seoul	02-790-4264
National Foods Mart	39. Usadan-ro, Yongsan-gu, Seoul	02-792-0786
Foreign Food Mart	36. Usadan-ro, Yongsan-gu, Seoul	02-793-0082
Foreign Food Mart	39. Usadan-ro 10-gil, Yongsan-gu, Seoul	02-798-8611
National Food Mart	34. Usadan-ro 10-gil, Yongsan-gu, Seoul	02-790-6547

▪Muslim-friendly restaurants

Muslims have dietary restrictions according to the Islamic law. The extent of following the Islamic law varies depending on the region. For their convenience, the Korea Tourism Organization launched the Muslim-friendly Restaurants Classification Project in 2016 by classifying Muslim-friendly restaurants into four types: Halal Certified, Self Certified, Muslim Friendly, and Pork Free. Read “Muslim Friendly Restaurants in Korea” Guidebook published by the Korean Tourism Organization or visit the website for Muslim Friendly Restaurants in Korea (english.visitkorea.or.kr/svc/contents/contentsList.do?menuSn=448) for further information, such as the addresses and business hours of Muslim-friendly restaurants.

07 Volunteering

Volunteer work is one of the ways to build a sincere social relationship with others regardless of race or nationality. In addition, it is one of the fastest ways to understand and love Korea. Foreigners can participate in volunteer work through a volunteer organization if they want.

Name	Website	Contact
Seoul Volunteer Center	volunteer.seoul.go.kr [Korean, English, Japanese, and Chinese]	02-776-8473
1365 Volunteer Portal	www.1365.go.kr [Korean]	1522-3658

※You may contact the Korean Animal Welfare Association (www.animals.or.kr [Korean]) or the Korea Green Foundation (www.greenfund.org [Korean]) for volunteer work.

Q&A

Q Is there any park where I can enjoy a barbecue in Seoul?

You can enjoy a barbecue at Nanji Campground, Yangjae Citizens' Forest, and Jungnang Campground, etc. You can reserve camping sites at the Camping in Seoul website (www.seoul.go.kr/story/campingjang).

Q I would like to join a club. How can I find clubs?

There are a wide range of foreigners' clubs, such as beatboxing, knitting, etc., as well as sports clubs, including soccer, baseball, basketball, hockey, hiking, kendo, dance, skin scuba, paragliding, racing, etc. In addition, you can join a club for both Korean people and foreigners. You may use a small club application to join one-day classes, regular programs, etc.

10 ADMINISTRATION

1 International Marriages
2 International Divorces
3 Birth & Death Reports
4 Legal Seal
5 Tax
6 Non-smoking Policy
7 Pets
8 Law & Order
9 Q&A

01 International Marriages

In order for an international marriage to be valid, the parties to a marriage who meet the marriage conditions prescribed by the laws of their own countries respectively shall report their marriage to an administrative agency so that their marriage status is registered on the family relation register. Unless otherwise prescribed by the Act on Private International Law, the legal relations after marriage, in principle, shall follow the laws of the countries of the husband and the wife, the law of habitual residence, and the laws of the countries most closely related to them.

❶ Nationality after international marriage

- Korean nationals : A Korean national does not lose his/her Korean nationality even though he/she marries a foreigner. He/She may or may not acquire the nationality of the country of the foreign spouse, depending on its laws.
- Foreigners : A foreigner shall not be able to acquire the nationality of the Republic of Korea as soon as he/she marries a Korean national. A foreigner may be qualified for naturalization and the right of permanent residence if he/she receives a Marriage Migrant (F-6) visa and meets certain requirements.
- Marriage between foreigners : A marriage between foreigners depends on the laws of their countries. Contact the relevant embassy or consulate for further details.

❷ Marriage report procedures by type

The required documents are different according to his / her nationality.

Type	Documents required	Authority
Marriage report by a national of the Republic of Korea and his/her foreign spouse	■Marriage report in the Republic of Korea ①The foreign spouse's marriage prerequisite certificate and its translation •In cases regarding Chinese people, a single status certificate, its translation, and family relation register •Required documents may vary depending on nationalities. Check the required documents first before visiting the Gu Office. ②A marriage report (signed or sealed by the both parties to a marriage and two adult witnesses, a copy of the IDs of the two witnesses) and IDs of both parties to a marriage (the foreign spouse's passport and alien certificate) ■Required documents if the marriage has been reported abroad first ①Marriage certificate (a certified copy of a marriage certificate issued by the authority of the country where the marriage took place and its translation) ②The foreign spouse's notarial certificate of nationality (family relation register, birth certificate, a copy of passport, a certified copy of identification register, etc.) ③A marriage report (signed or sealed by the both parties to a marriage and two adult witnesses) ④IDs of both parties to a marriage who make an appearance •Contact the embassy or consulate of the foreign spouse's country to obtain information about a marriage report to the country. •Marriage shall be reported to both the competent Korean government office (Gu Office) and the competent office of the foreign spouse's country (embassy, etc.). •The parties to a marriage may face a fine if they fail to report their marriage within three months without good cause. •It is recommended that both husband and wife visit the Immigration Office together to apply for the Marriage Migrant or Permanent Resident visa.	Korean government office (The Gu Office in Seoul)
Marriage report by foreigners	•Marriage between foreigners shall follow the laws of nationalities of the parties. •Foreigners who intend to report their marriage shall prepare required documents, including marriage prerequisite certificates issued by the embassies of their countries, their IDs, and personal information of two witnesses, and file a marriage report with the Gu Office to obtain a certificate of marriage registration.	Korean government office (The Gu Office having jurisdiction over the address)

※Application for Marriage Migrant visa: Check the required documents before applying for visa. Required documents may vary depending on nationality and timing. Visit the Immigration Office or contact the Immigration Contact Center (☎1345) for further details.

❸ International marriage guidance program

The International Marriage Guidance Program is provided for nationals of the Republic of Korea who intend to marry a national of one of the notified countries (China, Vietnam, Philippines, Cambodia, Mongolia, Uzbekistan, and Thailand) or who have already married a foreigner and intend to invite the foreign spouse.

■Those who should complete the program

Nationals of the Republic of Korean who intend to marry a national of one of the notified countries shall complete the International Marriage Guidance Program to receive Marriage Migrant (F-6) visa.

■Persons subject to the exemption

The following cases are exempted from the International Marriage Guidance Program: Where a national of the Republic of Korea has stayed in the foreign spouse's country or the third country for study, dispatch work, etc. for at least 6 month and has dated him/her; where the foreign spouse who has legally stayed in the Republic of Korea for at least 91 days and has dated a Korean national; Where the spouse is pregnant, gave birth, or has other reasons requiring humane consideration. Visit the website of the Immigration & Social Integration Network (www.socinet.go.kr) for further information.

02 International Divorces

International divorces are divided into international divorces by agreement and international judicial divorces.

■International divorce by agreement

- According to the Act on Private International Law, the following laws apply to divorces as the governing laws in order: ① the same law of nationality of both spouses, ② the same law of habitual residence of both spouses, and ③the law of the place that is most closely connected with both spouses. If the country of the governing law allows a divorce by agreement, the married couple may get a divorce by agreement.
- According to the Act on Private International Law, in case one of both spouses is a national of the Republic of Korea who has his/her habitual residence in the Republic of Korea, they may report a divorce by agreement under the laws of the Republic of Korea.

■International judicial divorce

- A divorce decree rendered by a foreign court is effective in the Republic of Korea if the conditions of the Civil Procedure Act are met. Therefore, any person who intends to report a divorce based on a divorce decree rendered by a foreign court shall attach a certified copy of the divorce decree, a certificate of the finality of judgment, and their translations.

03 Birth & Death Reports

❶ Birth report

A child born between foreigners in the Republic of Korea may receive a birth certificate from the competent embassy. A parent shall be issued the child's passport within 30 days from the date of birth and apply for the child's visa at the Immigration Office.

※Documents required for visa: Parents' IDs, birth certificate issued by the embassy, two photos, and application fee (You may be requested to submit additional documents depending on the type of visas. Contact the Immigration Contact Center (☎1345) for further details.)

❷ Death report

If a registered foreigner has died, his/her spouse, parent, any person prescribed under Article 89 (1) of the Immigration Act, or the owner or the manager of the building or land where the foreigner died shall file a report of death with the Immigration Office or its branch office having jurisdiction over the place of stay, attaching the deceased foreigner's alien registration certificate and medical certificate, post-mortem examination report, or other documents proving his/her death, within 14 days from the date on which the reporter recognized his/her death or within 30 days from the date on which the foreigner died.

■Documents required for repatriation of the remains of the deceased

- **Repatriation of the body of the deceased to his/her country**
  Visit an airline agency and fill out air waybill → Air waybill issued → Submit the required documents to the airline (certificate of transfer of the remains or post-mortem examination report, certificate of embalming, and embassy's confirmation)
- **Repatriation of ashes to the country of the deceased**
  You need one of the following among a death certificate, post-mortem examination report, or embassy's confirmation, for a security check for carry-on luggage. Contact the airline to ask about the documents required for carrying out a body.

04 Legal Seal

A legal seal is a stamp registered in a government office. It is generally used to check the identity of the owner. In the Republic of Korea, a legal seal is required for legal activities, such as the exercise of property rights including real estate contracts, delegation of rights, and lawsuits. A foreigner who has completed alien registration may be issued a certificate of personal seal impression by reporting his/her legal seal.

❶ New registration of legal seal

- An y person who wants to register his/her legal seal shall visit the competent Gu Office (having jurisdiction over his/her address written on the alien registration certificate) in person with his/her alien registration certificate, passport, and legal seal to be registered.
- In principle, the English name written on the alien registration certificate shall be used for a legal seal. However, Chinese or Korean letters may be used for a legal seal. If the English name is too long, a legal seal shall include the family name, and the given name may be engraved as his/her initials. The size of a legal seal shall not exceed 7mm in width and 30mm in length.
- Any Korean national residing abroad who has a report card of the domestic place of residence shall visit the Community Service Center having jurisdiction over his/her address.

❷ Application for a certificate of personal seal impression

Any foreigner who intends to apply for a certificate of personal seal impression shall present his/her ID (alien registration certificate). A Korean national residing abroad who has reported his/her place of residence shall present his/her report card of the domestic place of residence and passport. A certificate of personal seal impression shall not be issued if the period of stay written on the ID expires. In this case, the applicant shall extend the period of stay first before applying for a certificate of personal seal impression.

05 Tax

Taxes of the Republic of Korea are classified into income tax, corporate tax, inheritance tax, gift tax, value added tax, customs duty, residence tax, automobile tax, etc. The National Tax Service (income tax, corporate tax, inheritance tax, etc.) and the Tax Collection Division of the Seoul Metropolitan Government (residence tax, property tax, and automobile tax) handle tax affairs.

❶ Income earners and year-end settlement

Year-end settlement consulting service for foreigners

Online consulting
www.nts.go.kr ▶ Help desk ▶ Q&A

Customer Center for Foreigners
☎ 1588-0560

Year-end settlement is a system to determine the total income taxes imposed on a worker by calculating his/her earned income during the taxable period (January 1 - December 31 of every year). An employer shall deduct the items subject to income tax deduction (medical expenses, insurance premiums, and educational expenses) from the earned income for the year for an employee, and then calculate the assessed tax amount of global income considering the final calculation result as the tax base of global income. After the taxes are deducted under the Income Tax Act and the Restriction of Special Taxation Act, the already paid withholding income tax of the year is taken away and then the difference is withheld. (Year-end settlement consulting service for foreigners, Online consulting, Customer Center for Foreigners)

■ Refund and additional collection

If the annual total of monthly withholding taxes imposed by a withholding agent is higher than the decided tax amount of the year-end settlement, the income earner can receive the difference as a tax refund through the year-end settlement. If the withholding taxes are less than the actual taxes, he/she shall pay the difference through the yearend settlement.

■ Year-end settlement procedure

Employees shall submit an income tax deduction application form and income tax deduction materials (receipts) required for year-end settlement to the company in January of the following year.

※You can obtain income tax deduction materials via the website of the Year-end Settlement Simplification Service of the National Tax Service (www.hometax.go.kr).

❷ Final report on global income tax

■ People subject to global income tax report

- If any foreigner has other income aside from earned income under an employment contract (e.g. appearance fees, etc.) or earns business income (such as lecture fees earned after teaching a language at a private educational institute without an employment relationship), he/she shall file a final report on global income tax with the National Tax Service District Office having jurisdiction over his/her address from May 1 to May 31 of the following year.
- If any withholding agent has not made the year-end settlement or any employee who quit his/her job has omitted the deducted amount from the year-end settlement, he/she shall file a final report on global income tax. If he/she has made the year-end settlement when he/she has withholding earned income only, he/she shall not have to report global income tax.

■ Refund of global income tax

If a taxpayer has paid more taxes than he/she was supposed to pay after filing a final report on global income tax, he/she may get a tax refund. The refund shall be deposited in his/her designated account around July 1 (national tax) and August 20 (local income tax).

❸ Special taxation for foreign workers

If a foreign worker files an application for a single tax rate with the withholding agent or the head of the tax office having jurisdiction over his/her address when making the year-end settlement or reporting global income tax according to the Restriction of Special Taxation Act, the single tax rate of 19% may be applied to the foreign worker. In this case, he/she however shall not receive benefits from non-taxation, income tax deduction, and tax deductions when calculating the tax base and the tax amount.

❹ Non-taxation/tax exemptions for native-speaking professors (instructors)

If a foreigner who is from a country that has concluded the non-taxation/tax exemption convention for earned income taxes of native-speaking professors (instructors) under the tax treaty meets the conditions prescribed by the tax treaty between the country and the Republic of Korea, he/she may receive non-taxation/tax exemption benefits of earned income tax.

■Conditions of non-taxation/tax exemption

- Only native-speaking professors (instructors) who are staying in the Republic of Korea with an invitation not exceeding two years from a college, university, school, or educational institution accredited by the government for lecturing or research may receive non-taxation/tax exception benefits of earned income tax.
- In addition, native-speaking professors (instructors) shall submit a certificate of residence issued by the taxation authorities of their countries (e.g., IRS of the U.S., National Tax Agency of Japan, etc.) to a withholding agent so that the withholding agent (school) can apply for non-taxation/tax exemption of earned income tax to the National Tax Service District Office.
- If a certificate of residence is not attached to an application for non-taxation/tax exemption or an application for non-taxation/tax exemption is not submitted, the taxpayer shall not receive tax exemption benefits. However, if the taxpayer submits a certificate of residence later, he/she may receive a withholding tax refund.
- The tax exemption conditions and requirements vary depending on what countries concluded a treaty with the Republic of Korea.
  How to check: www.nts.go.kr → Resources → Tax Law/Treaty → Tax Treaty

Tip Tax affairs division

※National Tax Service
www.nts.go.kr [Korean and English], ☎126 [Korean], 1588-0560 [English]

※Tax Collection Division of the Seoul Metropolitan Government
etax.seoul.go.kr [Korean and English], Dasan Seoul Call Center ☎120 [Korean, English, Chinese, Japanese, Mongolian, and Vietnamese]

06 Non-smoking Policy

The Seoul Metropolitan Government restricts smoking to certain areas so as to prevent damage from second-hand smoke. A person who smokes in a non-smoking area shall be punished by an administrative fine not exceeding one hundred thousand won. A manager of a non-smoking area who does not attach a sign or sticker indicating the non-smoking area shall be punished by an administrative fine not exceeding 5 million won.

❶ Non-smoking areas

■Indoor areas

- Public organizations, schools, facilities for juveniles, medical institutions, restaurants, public baths, business providing access to games, billiard halls, golf courses, sports facilities, daycare centers, libraries, tourist accommodations, social welfare facilities, comic book rental stores, etc.

■Outdoor areas

Within 10m of the exits of subway stations, plazas, bus stations, taxi stands, parks, gas/petrol stations, school clean-up zones, pedestrian paths next to the river, children's playgrounds, special tourist zones, some streets, and other areas with a non-smoking sign (Non-smoking areas may vary depending on the Gu.)

07 Pets

❶ Registration

The owner of a dog two months old or older shall register the animal with the Si/Gun/Gu Office. The owner may make a reservation for animal registration via the website of the Animal Protection Management System (www.animal.go.kr) operated by the Animal and Plant Quarantine Agency. Contact the animal-related division of the competent Gu Office or Dasan Seoul Call Center (☎120) to apply for TNR for cats.

❷ Disposal of the carcasses of animals

■When an animal dies at an animal clinic

Dead animals shall be deemed medical waste and collected and incinerated by a medical waste treatment company.

■When an animal dies at any other place except animal clinics

- Dead animals shall be cremated at a pet crematorium or dumped in a garbage bag. (The carcasses of animals are classified as household waste.)
- You may use a pet cremation service.

※It is illegal to bury the carcass of an animal in the ground. If you own land, you may legally bury the carcass of an animal after digging an one-meter-deep or deeper hole in the ground.

❸ An overseas trip with a pet

- You may take your pet abroad after going through the quarantine procedures. In this case, your pet shall be vaccinated against some diseases. You should prepare your pet's medical certificate, certificate of vaccination, and other documents required by the countries of departure, stop, and destination.
- Contact the Animal and Plant Quarantine Agency for further information of the export and import quarantine procedures of dogs or cats.
  (www.qia.go.kr/livestock/qua/livestock_outforeign_hygiene_inf.jsp) [Korean and English]

08 Law & Order

❶ Civil action

■ What to do when you are involved in a traffic accident

- When a traffic accident occurs, the driver and passengers shall stop the car immediately, take proper measures necessary to provide assistance to casualties, and report to the nearest police substation or police station without delay.
- Information to be reported includes ①the place where the accident occurs, ②the number of casualties and the extent of any injuries, ③items damaged and the extent of such damage, and ④other measures taken.
- If any person witnesses a hit-and-run accident, the witness shall take measures necessary to provide assistance to the victims and call 112 to report the accident, including all relevant information such as the getaway car's license plate number, model, color, etc.

■ Emergency treatment

- If anyone is injured by a traffic accident, you should send the patient to the nearest hospital with the help of pedestrians. If the patient is unconscious, you should remove blood or vomit from his/her mouth to ensure an unblocked airway. You should do cardiac massage or CPR for a patient who is not breathing.
- If a patient has a broken bone, just leave the patient alone for his/her safety. It may worsen the patient's condition if he/she moves. Wait for an ambulance and do not touch the broken bone.

Check for cardiac arrest

Ask others for help and to call 119

Push straight down on the chest 30 times

Give two resuscitation breaths

Repeat check, compressions, and artificial respiration

Recovery position

※Source : Korea Association of Cardiopulmonary Resuscitation

❷ Criminal action

■ Drug abuse

- Any person who has not obtained legal permission for using or handling narcotics, etc., shall not engage in any of the following: Cultivation of plants that are used as raw materials for narcotic drugs and any act of holding, possessing, using, transporting, managing, exporting, importing, manufacturing, preparing, administrating, receiving, trading, assisting in the trade of, or giving narcotics or psychotropic drugs. Any person who violates these regulations shall be punished by imprisonment with labor.

■ Sexual assault

- Sexual assault includes any act relating to sex trafficking such as prostitution or sexual violence, etc. relating to physical, verbal, and psychological violence such as sexual molestation including rape, sexual harassment, indecent exposure, etc. All types of sexual assault shall be sternly punished under the laws.

❸ Public order

- Turn off your cell phone or put it in silent mode in public places. In particular, the light of the cell phone may be disturb others at a movie theater or concert hall. You should turn off your cell phone in such places.
- You should park your car in designated areas only. Illegal parking may obstruct traffic and you may face an administrative fine.
- Do not drive drunk. Fasten your seat belt when you get in a car.
- In a multi-unit building, you should always be careful not to bother your neighbors with noises that include kids running, doors, or barking dogs. In addition, do not use a washing machine, vacuum, exercise equipment, etc., early in the morning or late at night.

Q&A

Q We are a foreign couple and had a baby in Korea. I would like to know about the birth report procedure.

You should receive a birth certificate from the hospital and file a birth report with the embassy of your country. Then, apply for the passport of your child. After receiving the passport, you should apply for your child's visa and alien registration certificate to the Immigration Office within 30 days from the date of birth.

Q My husband with U.S. nationality passed away two weeks ago. What should I do to report his death, and can I hold an American-style funeral in Korea?

You should receive a death report from the hospital and submit it to the U.S. Embassy. The embassy will give you information about funeral service companies and repatriation to the U.S.

Q One of my acquaintances ask me to lend him some money. He is a reliable person, but I'm still worried. What should I do?

If you intend to lend someone money, you should draw up two copies of a promissory note, and each copy should be kept by the creditor and the debtor. A promissory note should clearly specify the loan amount, interest, and date and method of repayment. In addition, it should include the personal information of the creditor and the debtor, and both parties should sign it.

11 OTHER INFORMATION

❶ Hospitals
❷ Community Health Centers
❸ Libraries
❹ Banks
❺ Foreign Cultural Centers in Korea
❻ Seoul Capital Area Subway Map
❼ Support Center for Foreign Residents
❽ Embassies in Korea
❾ District (Gu) Offices
❿ Useful Contact Numbers
⓫ Emergency and Other Contact Numbers

❶ Hospitals

Hospital	Address	Website	Contact
The Catholic University of Korea Yeouido St. Mary's Hospital	10, 63-ro, Yeongdeungpo-gu, Seoul	www.cmcsungmo.or.kr/ [Korean, and English]	1661-7575
Seoul National University Hospital	101, Daehak-ro, Jongno-gu, Seoul	www.snuh.org [Korean, English, Chinese, Russian, Mongolian, and Arabic]	1588-1511 (Emergency) 02-2072-2473~7
Severance Hospital of Yonsei University Health System	50-1, Yonsei-ro, Seodaemun-gu, Seoul	sev.severance.healthcare/ [Korean, English, Chinese, Japanese, Russian, and Arabic]	1599-1004
Gangnam Severance Hospital Of Yonsei University Health System	211, Eonju-ro, Gangnam-gu, Seoul	gs.severance.healthcare/gs/index.do [Korean, English, Chinese, Japanese, Russian, and Arabic]	1599-6114
Asan Medical Center	88, Olympic-ro 43-gil, Songpa-gu, Seoul	www.amc.seoul.kr/ [Korean, English, Chinese, Japanese, Russian, Mongolian, and Arabic]	1688-7575
Samsung Medical Center	81, Irwon-ro, Gangnam-gu, Seoul	www.samsunghospital.com [Korean, English, Chinese, and Russian]	1599-3114
Hanyang University Seoul Hospital	222-1, Wangsimni-ro, Seongdong-gu, Seoul	seoul.hyumc.com [Korean, English, Chinese, and Russian]	02-2290-8114
Soonchunhyang University Hospital Seoul	59, Daesagwan-ro, Yongsan-gu, Seoul	www.schmc.ac.kr/seoul/index.do [Korean, and English]	02-709-9000
Kyung Hee University Medical Center	23, Kyungheedae-ro, Dongdaemun-gu, Seoul	med.khmc.or.kr/main.do [Korean, English, Chinese, Japanese, and Russian]	02-958-8114/9988
The Catholic University of Korea Seoul St. Mary's Hospital	222, Banpo-daero, Seocho-gu, Seoul	www.cmcseoul.or.kr [Korean, English, Chinese, Japanese, Russian, and Arabic]	1588-1511
Chung-Ang University Hospital	102, Heukseok-ro, Dongjak-gu, Seoul	ch.cauhs.or.kr [Korean, Chinese, English, Russian, and Mongolian]	1800-1114
Konkuk University Medical Center	120-1, Neungdong-ro, Gwangjin-gu, Seoul	www.kuh.ac.kr [Korean, Chinese, English, Japanese, Russian, and Mongolian]	1588-1533

❷ Community Health Centers

District	Address	Website	Contact
Gangnam-gu	668, Seolleung-ro Gangnam-gu, Seoul	health.gangnam.go.kr [Korean, Chinese, English, Japanese, and Russian]	02-3423-7200
Gangdong-gu	45, Seongnae-ro, Gangdong-gu, Seoul	health.gangdong.go.kr/health/site/main/home [Korean, and English]	02-3425-8500
Gangseo-gu	561, Gonghang-daero, Gangseo-gu, Seoul	www.gangseo.seoul.kr/health/index [Korean, and English]	02-2600-5800
Gangbuk-gu	897, Hancheon-ro, Gangbuk-gu, Seoul	www.ehealth.or.kr [Korean]	02-901-7600
Gwangjin-gu	117, Jayang-ro, Gwangjin-gu, Seoul	www.gwangjin.go.kr/health/ [Korean, Chinese, English, and Japanese]	02-450-1422
Gwanak-gu	145, Gwanak-ro, Gwanak-gu, Seoul	www.gwanak.go.kr/site/health/main.do [Korean, and English]	02-879-7010
Guro-gu	66, Gurojungang-ro 28-gil, Guro-gu, Seoul	www.guro.go.kr/health/index.do [Korean, English, and Chinese]	02-860-2114
Geumcheon-gu	70, Siheung-daero 73-gil, Geumcheon-gu, Seoul	www.geumcheon.go.kr/health/ [Korean]	02-2627-2114
Nowon-gu	437, Nohae-ro, Nowon-gu, Seoul	www.nowon.kr/health/ [Korean, and English]	02-2116-3115
Dobong-gu	117, Banghak-ro 3-gil, Dobong-gu, Seoul	health.dobong.go.kr [Korean]	02-2091-4600
Dongdaemun-gu	145, Cheonho-daero, Dongdaemun-gu, Seoul	www.ddm.go.kr/health/index.do [Korean]	02-2127-5365~6
Dongjak-gu	42, Jangseungbaegi-ro 10-gil, Dongjak-gu, Seoul	www.dongjak.go.kr/healthcare [Korean, Chinese, English, and Japanese]	02-820-1423

District	Address	Website	Contact
Mapo-gu	212, World Cup-ro, Mapo-gu, Seoul	www.mapo.go.kr/site/health/home [Korean]	02-3153-8114
Seocho-gu	2584, Nambusunhwan-ro, Seocho-gu, Seoul	www.seocho.go.kr/site/sh/main.do [Korean]	02-2155-8114
Seodaemun-gu	248, Yeonhui-ro, Seodaemun-gu, Seoul	www.sdm.go.kr/health/ [Korean]	02-330-1801~2
Seongdong-gu	10, Majang-ro 23-gil, Seongdong-gu, Seoul	www.sd.go.kr/health/index.do [Korean]	02-2286-7000
Seongbuk-gu	63, Hwarang-ro, Seongbuk-gu, Seoul	www.sb.go.kr/bogunso/mainPage.do [Korean]	02-2241-1749
Songpa-gu	326, Olympic-ro, Songpa-gu, Seoul	www.songpa.go.kr/ehealth/ [Korean, and English]	02-2147-2000, 3450
Yeongdeungpo-gu	123, Dangsan-ro, Yeongdeungpo-gu, Seoul	www.ydp.go.kr/health/ [Korean, English, Chinese, and Japanese]	02-2670-3114
Yangcheon-gu	339, Mokdongseo-ro, Yangcheon-gu, Seoul	www.yangcheon.go.kr/health/health/main.do [Korean, English, and Chinese]	02-2620-3114
Yongsan-gu	150, Noksapyeong-daero, Yongsan-gu, Seoul	www.yongsan.go.kr/health/ [Korean]	02-2199-8012~3
Eunpyeong-gu	195, Eunpyeong-ro, Eunpyeong-gu, Seoul	www.ep.go.kr/health/index.do [Korean]	02-351-8114
Jongno-gu	36, Jahamun-ro 19-gil, Jongno-gu, Seoul	www.jongno.go.kr/healthMain.do [Korean]	02-2148-3520, 3524
Jung-gu	16, Dasan-ro 39-gil, Jung-gu, Seoul	www.junggu.seoul.kr/health/ [Korean]	02-3396-5555 02-3396-6317
Jungnang-gu	179, Bonghwasan-ro, Jungnang-gu, Seoul	www.jungnang.go.kr/health/main.do [Korean, Chinese, English, Japanese, and Vietnamese]	02-2094-0115

❸ Libraries

Library	Address	Website	Contact
Seoul Metropolitan Library	110, Sejong-daero, Jung-gu, Seoul	lib.seoul.go.kr [Korean, English, Chinese, and Japanese]	02-120, 02-2133-0300
National Library of Korea	201, Banpo-daero, Seocho-gu, Seoul	www.nl.go.kr [Korean, and English]	02-590-0500
National Assembly Library	1, Uisadang-daero, Yeongdeungpo-gu, Seoul	www.nanet.go.kr [Korean, and English]	02-6788-4211 080-788-4211
Namsan Public Library	109, Sowol-ro, Yongsan-gu, Seoul	nslib.sen.go.kr [Korean]	02-754-7338
Gangseo Public Library	29, Deungchon-ro 51na-gil, Gangseo-gu, Seoul	gslib.sen.go.kr/gslib/index.do [Korean]	02-3219-7000
Yangcheon Public Library	113, Mokdongseo-ro, Yangcheon-gu, Seoul	yclib.sen.go.kr [Korean]	02-2062-3900
Gocheok Public Library	31, Gocheok-ro 45-gil, Guro-gu, Seoul	gclib.sen.go.kr [Korean]	02-2615-0524
Mapo Lifelong Learning Center	16, Hongik-ro 2-gil, Mapo-gu, Seoul	mpllc.sen.go.kr [Korean]	02-2137-0000
Yeongdeungpo Lifelong Learning Center	10, Beodeunaru-ro 15-gil, Yeongdeungpo-gu, Seoul	ydpllc.sen.go.kr [Korean]	02-6712-7533~4
Dongjak Public Library	94, Jangseungbaegi-ro, Dongjak-gu, Seoul	djlib.sen.go.kr [Korean]	02-823-6417~9
Seodaemun Public Library	412, Moraenae-ro, Seodaemun-gu, Seoul	sdmlib.sen.go.kr [Korean]	1833-6948
Yongsan Public Library	160, Duteopbawi-ro, Yongsan-gu, Seoul	yslib.sen.go.kr [Korean]	02-6902-7777
Jongno Public Library	15-14, Sajik-ro 9-gil, Jongno-gu, Seoul	jnlib.sen.go.kr [Korean]	02-721-0707
Children's Public Library	7, Sajik-ro 9-gil, Jongno-gu, Seoul	childlib.sen.go.kr [Korean]	02-731-2300

※Visit the website of Seoul Metropolitan Library (lib.seoul.go.kr/slibsrch/main) for further information of libraries in Seoul.

❹ Banks

Bank	Website	Contact
The Bank of Korea	www.bok.or.kr [Korean and English]	02-759-4114
KB Kookmin Bank	www.kbstar.com [Korean, English, Japanese, and Chinese]	1588-9999 1599-4477 (for foreigners only)
Shinhan Bank	www.shinhan.com [Korean, English, Japanese, and Chinese]	1599-8000
Woori Bank	www.wooribank.com [Korea, English, Japanese, Vietnamese, Mongolian, and Filipino]	1599-5000, 1588-5000 1599-2288 (for foreigners only)

Bank	Website	Contact
KEB Hana Bank	www.kebhana.com [Korean, English, Japanese, Chinese, and Vietnamese]	1588-1111, 1599-1111 +82-42-520-2500
IBK (Industrial Bank of Korea)	www.ibk.co.kr [Korean, English, Chinese, Vietnamese, and Indonesian]	1566-2566, 1588-2588
NH Bank	www.nonghyup.com [Korean and English]	02-2080-5114
Citi Bank	www.citibank.co.kr [Korean and English]	1588-7000
HSBC	www.hsbc.co.kr [Korean and English]	1588-1770

❺ Foreign Cultural Centers in Korea

Name	Address	Website	Contact
New Zealand Centre for Culture and Education	117, Bundangnaegok-ro, Bundang-gu, Seongnam-si, Gyeonggi-do	www.nzc.co.kr/	031-609-0058
Russia Culture Center	18, Insadong 4-gil, Jongno-gu, Seoul	www.facebook.com/russiacenter.kr	02-6262-8222
Mongolia Ulaanbaatar Culture Promotion Center	1, Gwangjang-ro, Gwangjin-gu, Seoul	www.mongolcenter.org	02-446-4199
Saudi Arabian Cultural Mission	37, Daesagwan-ro 11-gil, Yongsan-gu, Seoul	-	02-744-6471
Goethe-Institut	132, Sowol-ro, Yongsan-gu, Seoul	www.goethe.de/seoul	02-2021-2800
Institut Francais	43-12, Seosomun-ro, Seodaemun-gu, Seoul	kr.ambafrance-culture.org/	02-3149-4300
Azerbaijan Culture Center	305, Gangnam-daero, Seocho-gu, Seoul	-	02-598-9010
Israel Culture Center	23, Seocho-daero 74-gil, Seocho-gu, Seoul	www.ilculture.or.kr	02-525-7301
Turkey Istanbul Culture Center	12, Teheran-ro 26-gil, Gangnam-gu, Seoul	blog.naver.com/koreatulip	02-3452-8182
Italy Culture Center	98, Hannam-daero, Yongsan-gu, Seoul	iicseoul.esteri.it/ko/	02-796-0634
China Cultural Center	23-1, Sajik-ro 8-gil, Jongno-gu, Seoul	www.cccseoul.org	02-733-8307
British Council	19, Seosomun-ro 11-gil, Jung-gu, Seoul	www.britishcouncil.kr	02-3702-0601

❻ Seoul Capital Area Subway Map

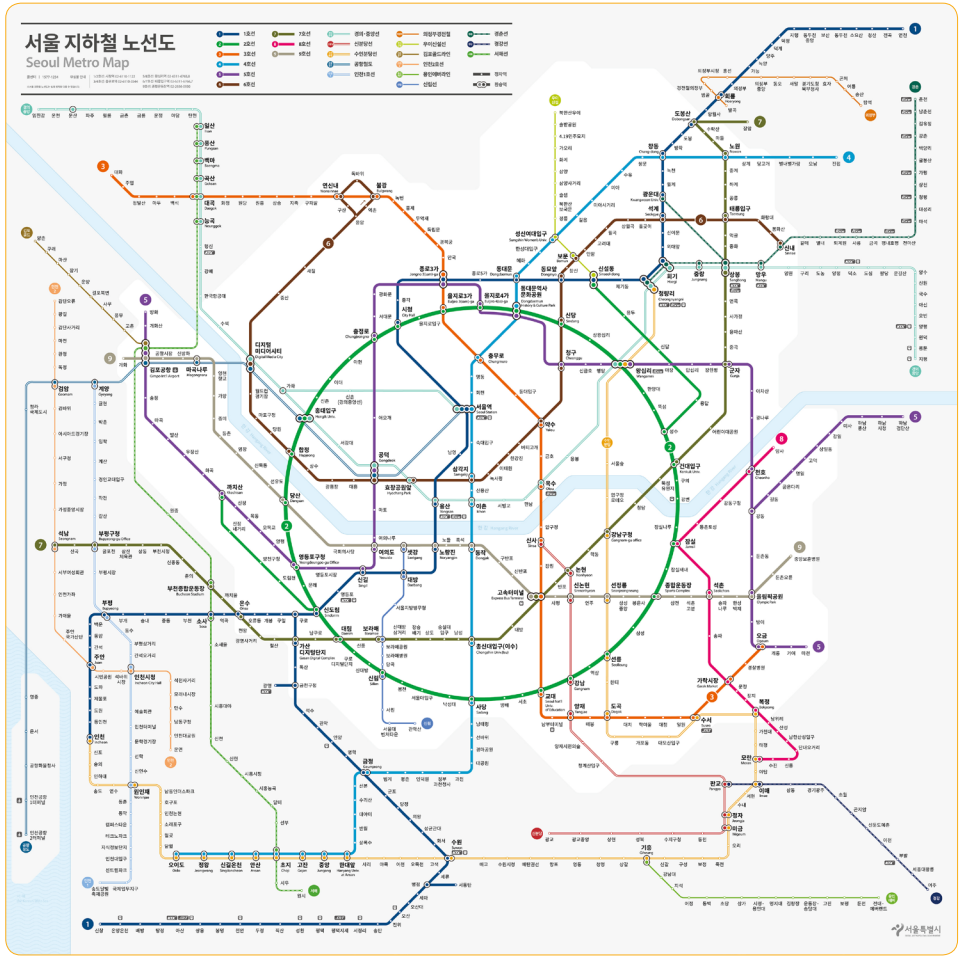

❼ Support Center for Foreign Residents

■ Global centers

Name	Address	Website	Contact
Seoul Global Center	38, Jong-ro, Jongno-gu, Seoul	global.seoul.go.kr	02-2075-4180
Seoul Foreign Resident Center	40, Dosin-ro, Yeongdeungpo-gu, Seoul	global.seoul.go.kr	02-2229-4900
Yeonnam Global Village Center	3F, Suseong Building, 219, Donggyo-ro, Mapo-gu, Seoul	global.seoul.go.kr	02-6406-8151~3
Gangnam Global Village Center	Yeoksam 1 Culture Center, 16, Yeoksam-ro 7-gil, Gangnam-gu, Seoul	global.seoul.go.kr	02-3423-7960~2
Seorae Global Village Center	3F, Jeon Building, 28, Seorae-ro, Seocho-gu, Seoul	global.seoul.go.kr	02-2155-8949
Itaewon Global Village Center	# 504, Hannam Building, 211, Itaewon-ro, Yongsan-gu, Seoul	global.seoul.go.kr	02-2199-8883~5
Ichon Global Village Center	# 304, Hangang Shopping Center, 224, Ichon-ro, Yongsan-gu, Seoul	global.seoul.go.kr	02-796-2018
Seongbuk Global Village Center	134, Seongbuk-ro, Seongbuk-gu, Seoul	global.seoul.go.kr	02-2241-6381~4
Geumcheon Global Village Center	116, Gasan-ro, Geumcheon-gu, Seoul	global.seoul.go.kr	02-2627-2884 (2881~7)

■ Invest Seoul

Name	Address	Website	Contact
Invest Seoul (Jongro)	38, Jong-ro, Jongno-gu, Seoul	investseoul.org	02-6361-4120

■ Global Migrant Center

Name	Address	Website	Contact
Seongdong Global Migrant Center	47-1, Muhak-ro 6-gil, Seongdong-gu, Seoul	www.smwc.or.kr	02-2282-7974
Geumcheon Global Migrant Center	129, Gasan-ro, Geumcheon-gu, Seoul	www.gmwc.or.kr	02-868-5208
Seongbuk Global Migrant Center	23, Opaesan-ro 16-gil, Seongbuk-gu, Seoul	www.sbmwc.or.kr	02-911-2884
Yangcheon Global Migrant Center	59, Mokdongdong-ro 12-gil, Yangcheon-gu, Seoul	www.shinmok.or.kr/business/employee.php	02-2643-0808
Eunpyeong Global Migrant Center	14-26, Eunpyeong-ro 21-gil, Eunpyeong-gu, Seoul	nokbeon.or.kr/migrant-workers-center	02-359-3410
Gangdong Global Migrant Center	56, Seongan-ro 13-gil, Gangdong-gu, Seoul	www.gdcenter.co.kr	02-478-0126

■ Family Support Center

District	Address	Contact
Gangnam-gu	617-8, Gaepo-ro, Gangnam-gu, Seoul	02-3414-3346
Gangdong-gu	3F, 1634 Yangjae-daero, Gangdong-gu, Seoul	02-471-0812
Gangseo-gu	4F, Gomdallae Culture Welfare Center, 50, Gangseo-ro 5-gil, Gangseo-gu, Seoul	02-2606-2037
Gangbuk-gu	2F, 6, Hancheon-ro 129-gil, Gangbuk-gu, Seoul	02-987-2567
Gwangjin-gu	5F, 17, Achasan-ro 24-gil, Gwangjin-gu, Seoul	02-458-0666
Gwanak-gu	3F, Kim Sam-jun Multicultural Center, 35, Sillim-ro 3-gil, Gwanak-gu, Seoul	02-883-9383
Guro-gu	Guro-gu Family Center 35 Uma 2-gil, Guro-gu, Seoul	02-869-0317
Geumcheon-gu	1F, Geumcheon-gu Family Center, 40, Geumha-ro 11-gil, Geumcheon-gu, Seoul	02-803-7747
Nowon-gu	94, Dongil-ro 173ga-gil, Nowon-gu, Seoul	02-979-3502
Dobong-gu	2F, Dobong-gu Hall Dobong-gu Family Center, 552, Dobong-ro, Dobong-gu, Seoul	02-995-6800
Dongdaemun-gu	7F, Dasarang Welfare Center, 521, Cheonggyecheon-ro, Dongdaemun-gu, Seoul	02-957-1073
Dongjak-gu	3F, 63-26, Dongjak-daero 29-gil, Dongjak-gu, Seoul	02-599-3260
Mapo-gu	B2, (right side of) Hapjeong Office Building, 19 Yanghwa-ro, Mapo-gu, Seoul	02-3142-5482
Seodaemun-gu	244, Jeungga-ro, Seodaemun-gu, Seoul	02-375-7530
Seocho-gu	5F, Seocho-gu Family Center, 10-20 Bangbae-ro 10-gil, Seocho-gu, Seoul	02-576-2851
Seongdong-gu	9, Muhak-ro 6-gil, Seongdong-gu, Seoul	02-3395-9445
Seongbuk-gu	# 102, Korea University Lyceum, 145, Anam-ro, Seongbuk-gu, Seoul	02-3290-1660
Songpa-gu	12, Macheon-ro 41-gil, Songpa-gu, Seoul	02-403-3844
Yeongdeungpo-gu	4F, Yeongdeungpo-gu Family Center, 24-5, Yeongdeungpo-ro 84-gil, Yeongdeungpo-gu, Seoul	02-846-5432
Yangcheon-gu	3F, Administrative Complex Town, 53 Nambusunhwan-ro 83-gil, Yangcheon-gu, Seou	02-2699-6900
Yongsan-gu	3F, Yongsan-gu Family Center, 224-19 Itaewon-ro, Yongsan-gu Seoul	02-792-9174
Eunpyeong-gu	(Sidewalk in front of) Lotte Mall, 1050 Tongil-ro, Eunpyeong-gu, Eunpyeong-gu Cultural Exchange Center	02-376-3731
Jongno-gu	2F, Changsin Resident Common Facility, Jongno-gu Healthy Family Multicultural Family Support Center, 29, Jongno 53-gil, Jongno-gu, Seoul	02-764-3521
Jung-gu	10F, 460, Toegye-ro, Jung-gu, Seoul	02-2254-3670
Jungnang-gu	369, Yongmasan-ro, Jungnang-gu, Seoul	02-435-4149

⑧ Embassies in Korea

▪Asia

Nation	Address	Website	Business hours
Nepal	19, Seonjam-ro 2-gil, Seongbuk-gu, Seoul	kr.nepalembassy.gov.np/ko/	Monday through Thursday, 9:30am - 5:30pm
Malaysia	129, Dokseodang-ro, Yongsan-gu, Seoul	Contact: 02-2077-8600	Monday through Friday, 9:00am - 5:00pm
Mongolia	95, Dokseodang-ro, Yongsan-gu, Seoul	seoul.embassy.mn	Monday through Friday, 9:30am - 5:00pm
Bangladesh	17, Jangmun-ro 6-gil, Yongsan-gu, Seoul	Contact: 02-796-4056	Monday through Friday, 9:30am - 4:30pm
Sri Lanka	39, Dongho-ro 10-gil, Jung-gu, Seoul	www.slembassykorea.com	Monday through Friday, 9:00am - 5:00pm
Singapore	136, Sejong-daero, Jung-gu, Seoul	www.mfa.gov.sg/overseas-mission/Seoul	Monday through Friday, 10:00am - 4:00pm
India	101, Dokseodang-ro, Yongsan-gu, Seoul	www.indembassy.or.kr	Monday through Friday, 9:00am - 5:30pm
Indonesia	380, Yeouidaebang-ro, Yeongdeungpo-gu, Seoul	kbriseoul.kr/	Monday through Friday, 9:00am - 5:00pm
Japan	6, Yulgok-ro, Jongno-gu, Seoul	www.kr.emb-japan.go.jp/em/dsk_off.html	Monday through Friday, 9:30am - 4:00pm
China	27, Myeongdong 2-gil, Jung-gu, Seoul	kr.china-embassy.org/kor/	Monday through Friday, 9:00am - 5:30pm
Kazakhstan	53, Jangmun-ro, Yongsan-gu, Seoul	www.gov.kz/memleket/entities/mfa-seoul?lang=ko	Monday through Friday, 09:00am - 12:00pm (Except Wednesday)
Thailand	42, Daesagwan-ro, Yongsan-gu, Seoul	seoul.thaiembassy.org/kr	Monday through Friday, 09:00am - 3:00pm
Pakistan	169 Dosan-daero, Gangnam-gu, Seoul	pkembassy.or.kr	Monday through Friday, 10:00am - 5:00pm
Vietnam	123, Bukchon-ro, Jongno-gu, Seoul	vietnamembassy-seoul.org/ Contact: 02-738-2318	Monday through Thursday, 09:00am - 5:00pm
Philippines	80, Hoenamu-ro, Yongsan-gu, Seoul	www.philembassy-seoul. com	Monday through Thursday, 9:00am - 3:00pm Sunday, 10:00am - 3:00pm
Brunei	133, Jahamun-ro, Jongno-gu, Seoul	Contact: 02-790-1078	Monday through Friday, 9:00am - 5:00pm
Cambodia	55, Sejong-daero, Jung-gu, Seoul	www.evisa.gov.kh/ Tel. 02-3785-1041	Monday through Friday, 9:00am - 5:00pm
Laos	30-4, Daesagwan-ro 11-gil, Yongsan-gu, Seoul	laoembseoul.blogspot.com Contact: 02-796-1713/4	Monday through Friday, 8:30am - 5:00pm
Myanmar	12, Hannam-daero 28-gil, Yongsan-gu, Seoul	Contact: 02-790-3814	Monday through Friday, 9:00am - 5:00pm
Uzbekistan	99 Donhwamun-ro 11ga-gil, Jongno-gu, Seoul	korea.mfa.uz/ Contact: 02-574-6554	Monday 2:00pm-4:00pm Tuesday, Wednesday 10:00am - 4:00pm Thursday, Friday 10:00am -1:00pm
Afghanistan	90, Dokseodang-ro, Yongsan-gu, Seoul	Contact: 02-793-3535	Monday through Friday, 9:30am - 4:00pm
Democratic Republic of Timor-Leste	109, Mapo-daero, Mapo-gu, Seoul	Contact: 02-797-6151	Monday through Friday, 09:00am - 3:00pm
Kyrgyz Republic	16-10, Seobinggo-ro 91ra-gil, Yongsan-gu, Seoul	mfa.gov.kg/ru Contact: 02-379-0951/2	Monday through Friday, 09:00am - 5:00pm
Tajikistan	219, UN Village-gil, Yongsan-gu, Seoul	www.mfa.tj/ko/korea Contact: 02-792-2535	Monday through Friday, 09:00am - 6:00pm
Turkmenistan	62, Jangmun-ro, Yongsan-gu, Seoul	korea.tmembassy.gov.tm/ko Contact: 02-796-9975	Monday through Friday, 09:00am - 6:00pm

▪Europe

Nation	Address	Website	Business hours
Netherlands	21-15, Jeongdong-gil, Jung-gu, Seoul	www.netherlandsandyou.nl/	Monday through Friday, 9:00am - 5:30pm
Norway	21-15, Jeongdong-gil, Jung-gu, Seoul	www.norway.no/ en/south-korea	Monday through Friday, 9:00am - 4:30pm
Denmark	416, Hangang-daero, Jung-gu, Seoul	sydkorea.um.dk/ko	Monday through Friday, 9:00am - 3:30pm
German	416, Hangang-daero, Jung-gu, Seoul	seoul.diplo.de/	Monday through Thursday, 8:00am - 5:00pm Friday 8:00am - 3:30pm
Russia	43, Seosomun-ro 11-gil, Jung-gu, Seoul	korea-seoul.mid.ru/	Monday, Wednesday, and Friday, 9:30am - 5:30pm
Belgium	12, Itaewon-ro 45-gil, Yongsan-gu, Seoul	diplomatie.belgium.be/en/	Monday through Friday, 9:00am - 4:00pm
Belarus	51, Itaewon-ro 45-gil, Yongsan-gu, Seoul	korea.mfa.gov.by/ko	Monday through Friday, 9:30am - 12:00pm
Serbia	55, Sejong-daero, Jung-gu, Seoul	www.seoul.mfa.gov.rs	Monday through Friday, 9:00am - 5:00pm

Nation	Address	Website	Business hours
Sweden	10, Sowol-ro, Jung-gu, Seoul	www.swedenabroad.com	Monday through Friday, 9:00am - 5:00pm
Switzerland	77, Songwol-gil, Jongno-gu, Seoul	www.eda.admin.ch/seoul	Monday through Friday, 09:00am - 12:00pm
Spain	17, Hannam-daero 36-gil, Yongsan-gu, Seoul	www.exteriores.gob.es/	Monday through Friday, 9:00am - 1:00pm
Slovakia	28, Hannam-daero 10-gil, Yongsan-gu, Seoul	Contact: 02-794-3981	Monday through Friday, 9:00am - 5:00pm
Ireland	42, Jong-ro 1-gil, Jongno-gu, Seoul	www.dfa.ie/irish-embassy/republic-of-korea	Monday through Friday, 9:00am - 5:00pm
Azerbaijan	63, Itaewon-ro 45-gil, Yongsan-gu, Seoul	seoul.mfa.gov.az	-
United Kingdom	24, Sejong-daero 19-gil, Jung-gu, Seoul	www.gov.uk/world/organisations/british-embassy-seoul.ko	Monday through Thursday, 9:00am - 5:15pm Friday 9:00am - 5:00pm
Austria	1, Jong-ro, Jongno-gu, Seoul	www.bmeia.gv.at/kr/botschaft/seoul.html	Monday through Friday, 09:00am - 12:00pm
Italy	98, Hannam-daero, Yongsan-gu, Seoul	ambseoul.esteri.it/it	Monday through Friday, 9:00am - 3:00pm
Czech Republic	50, Jong-ro 1-gil, Jongno-gu, Seoul	www.mzv.cz/seoul Contact: 02-725-6765	Monday through Friday, 9:00am -5:00pm
Portugal	13, Changdeokgung 1-gil, Jongno-gu, Seoul	Contact: 02-3675-2251	Monday through Friday, 9:00am - 5:00pm
Poland	20-1, Samcheong-ro, Jongno-gu, Seoul	www.gov.pl/web/hanguk	Weekdays, 9:00am - 5:00pm (Closed on Monday)
France	43-12, Seosomun-ro, Seodaemun-gu, Seoul	www.ambafrance-kr.org	Monday through Friday, 09:30am - 12:00pm
Finland	1, Jong-ro, Jongno-gu, Seoul	www.finland.or.kr	Monday through Friday, 9:00am - 5:00pm
Hungary	58, Jangmun-ro, Yongsan-gu, Seoul	szoul.mfa.gov.hu/kor	Monday through Friday, 09:00am - 11:00am
Bulgaria	102-8, Hannam-daero, Yongsan-gu, Seoul	Contact: 02-794-8625	Monday through Friday, 9:00am - 5:00pm

Nation	Address	Website	Business hours
Greece	86, Cheonggyecheon-ro, Jung-gu, Seoul	Contact: 02-729-1400	Monday through Friday, 09:00am - 4:00pm
(Rome) Vatican	19, Jahamun-ro 26-gil, Jongno-gu, Seoul	Contact: 02-736-5725	Monday through Friday, 9:00am - 1:00pm
Romania	50, Jangmun-ro, Yongsan-gu, Seoul	seoul.mae.ro Contact: 02-797-4924	Monday through Friday, 9:00am - 5:00pm
Ukraine	21, Itaewon-ro 45-gil, Yongsan-gu, Seoul	korea.mfa.gov.ua/ua	Monday through Friday, 9:00am - 6:00pm
Turkiye	40, Dongho-ro 20na-gil, Jung-gu, Seoul	seul.be.mfa.gov.tr	Monday through Friday, 9:00am - 6:00pm
Republic of Latvia	29, Hannam-daero 36-gil, Yongsan-gu, Seoul	www2.mfa.gov.lv/seoul/vestnieciba Contact: 02-2022-3800	Monday through Friday, 09:00am - 5:00pm
Republic of Lithuania	30, Eulji-ro, Jung-gu, Seoul	Contact: 0507-1360-3502	Monday through Friday, 09:00am - 6:00pm
Republic of Estonia	416, Hangang-daero, Jung-gu, Seoul	seoul.mfa.ee Contact: 02-6077-3700	-
Georgia	30, Itaewon-ro 27-gil, Yongsan-gu, Seoul	Contact: 02-792-7118/7171	Monday through Friday, 09:00am - 5:00pm
Croatia	97, Toegye-ro, Jung-gu, Seoul	Contact: 02-310-9660	Monday through Friday, 09:00am - 5:00pm

■ North America

Nation	Address	Website	Business hours
United States of America	188, Sejong-daero, Jongno-gu, Korea	kr.usembassy.gov/ko/	Monday through Friday, 09:00am - 11:15am
Canada	21, Jeongdong-gil, Jung-gu, Seoul	www.korea.gc.ca	Monday through Friday, 8:30am - 5:00pm

■ Latin America and Caribbean

Nation	Address	Website	Business hours
Dominican Republic	73, Sejong-daero, Jung-gu, Seoul	www.embadom.or.kr	Monday through Friday, 9:00am - 4:30pm
Mexico	6, Yulgok-ro, Jongno-gu, Seoul	embamex.sre.gob.mx/corea	Monday through Friday, 9:00am - 5:00pm
Venezuela	149, Sejong-daero, Jung-gu, Seoul	www.instagram.com/embavekor/ Contact: 02-732-1536	Monday through Friday, 9:30am - 5:00pm
Brazil	73, Cheongwadae-ro, Jongno-gu, Seoul	www.gov.br/mre/pt-br/embaixada-seul	Monday through Friday, 9:00am - 1:00pm
Uruguay	97, Toegye-ro, Jung-gu, Seoul	www.mrree.gub.uy	Monday through Friday, 9:30am - 5:30pm

Nation	Address	Website	Business hours
Chile	97, Toegye-ro, Jung-gu, Seoul	www.chile.gob.cl/corea-del-sur/en	Monday through Friday, 09:00am - 4:00pm
Costa Rica	97, Toegye-ro, Jung-gu, Seoul	Contact: 02-707-9249	Monday through Friday, 9:00am - 5:00pm
Paraguay	55, Sejong-daero, Jung-gu, Seoul	www.embaparcorea.org	Monday through Friday, 10:00am - 5:00pm
Argentina	206, Noksapyeong-daero, Yongsan-gu, Seoul	ecore.cancilleria.gob.ar/ko Contact: 02-797-0636	Monday through Friday, 9:00am - 11:30pm
Colombia	1, Jong-ro, Jongno-gu, Seoul	corea.embajada.gov.co Contact: 02-720-1369	Monday through Friday, 09:00am - 4:00pm
Republic of Ecuador	47, Jong-ro, Jongno-gu, Seoul	www.cancilleria.gob.ec/	Monday through Friday, 9:30am - 5:30pm
Republic of El Salvador	55, Sejong-daero, Jung-gu, Seoul	Contact: 02-753-3432	-
Guatemala	55, Sejong-daero, Jung-gu, Seoul	Contact: 02-771-7582	Monday through Friday, 9:00am - 4:30pm
Honduras	11, Cheonggyecheon-ro, Jongno-gu, Seoul	Contact: 02-738-8402	Monday through Friday, 09:00am - 4:00pm
Panama	49 Gyeonghuigung-gil, Jongno-gu, Seoul	panama.embaseoul.kr/ Contact: 02-734-8610	Monday through Friday, 9:00am - 5:00pm
Peru	55, Sejong-daero, Jung-gu, Seoul	Contact: 02-757-1736/7	Monday through Friday, 9:00am - 5:00pm
Plurinational State of Bolivia	55, Sejong-daero, Jung-gu, Seoul	www.embolcorea.com/ Contact: 02-318-1767	Monday through Friday, 09:00am - 5:00pm
Republic of Nicaragua	10, Sowol-ro, Jung-gu, Seoul	Contact: 02-6272-1670	Monday through Friday, 09:00am - 5:00pm

▪Africa

Nation	Address	Website	Business hours
Republic of Ghana	120, Dokseodang-ro, Yongsan-gu, Seoul	ghanaembassy-southkorea.com	Monday through Friday, 9:00am - 4:30pm
Republic of Gabong	239, Itaewon-ro, Yongsan-gu, Seoul	Contact : 02-793-9575	Monday through Friday, 9:00am - 3:00pm
Nigeria	13, Jangmun-ro 6-gil, Yongsan-gu, Seoul	www.nigerianembassy.or.kr	Monday through Friday, 9:30am - 5:30pm
Republic of South Africa	104, Dokseodang-ro, Yongsan-gu, Seoul	www.southafrica-embassy.or.kr	Monday through Thursday, 8:00am - 4:45pm Friday, 8:00am - 3:30pm
Republic of Rwanda	5 Hoenamu-ro 41-gil, Yongsan-gu, Seoul	www.rwandainkorea.gov.rw/	Monday through Friday, 9:00am - 5:00pm
Zimbabwe	12, Samjeon-ro 8-gil, Songpa-gu, Seoul	www.zimbabwe.or.kr/rb	-
Kenya	38, Hoenamu-ro 44-gil, Yongsan-gu, Seoul	www.kenya-embassy.or.kr	Monday through Friday, 9:00am - 5:00pm
Republic of Cote d'Ivoire	55, Sejong-daero, Jung-gu, Seoul	Contact: 02-3785-0561	Monday through Friday, 9:30am - 4:30pm
Democratic Republic of the Congo	73-1 Hoenamu-ro, Yongsan-gu, Seoul	Contact: 02-722-7958	Monday through Friday, 10:00am - 4:00pm
Republic of Sudan	12, Jangmun-ro 6-gil, Yongsan-gu, Seoul	Contact: 02-793-8692	Monday through Friday, 9:00am - 4:30pm
Republic of Senegal	97, Toegye-ro, Jung-gu, Seoul	Contact: 02-745-5554	Monday through Friday, 09:00am - 5:00pm
Republic of Sierra Leone	42-20 Itaewon-ro 19-gil, Yongsan-gu, Seoul	www.sierra-leone.or.kr/ko/ Contact: 02-792-8911/2	Monday through Friday, 09:00am - 5:00pm
Republic of Angola	14, Seonjam-ro 5-gil, Seongbuk-gu, Seoul	Contact: 02-792-8463	Monday through Friday, 09:00am - 5:00pm
Federal Democratic Republic of Ethiopia	20 Hoenamu-ro 44-gil, Yongsan-gu, Seoul	Contact: 02-790-9766	Monday through Friday, 09:00am - 4:00pm
Republic of Zambia	51 Jangmun-ro, Yongsan-gu, Seoul	Contact: 02-793-1961	Monday through Friday, 09:00am - 5:00pm
Tanzania	97 Toegye-ro, Jung-gu, Seoul	Contact: 02-793-7007	Monday through Friday, 09:00am - 5:00pm

▪Oceania

Nation	Address	Website	Business hours
New Zealand	21-15, Jeongdong-gil, Jung-gu, Seoul	www.mfat.govt.nz	Monday through Friday, 9:00am - 5:30pm
Republic of the Marshall Islands	81 Sambong-ro, Jongno-gu, Seoul	Contact: 02-6951-3181	Monday through Friday, 10:30am - 3:00pm

Nation	Address	Website	Business hours
Papua New Guinea	81, Sambong-ro, Jongno-gu, Seoul	Contact: 02-2198-5772	Monday through Friday, 9:00am - 5:00pm
Fiji	62 Hoenamu-ro, Yongsan-gu, Seoul	Contact: 02-792-6396	Monday through Friday, 08:00am - 5:00pm
Australia	1, Jong-ro, Jongno-gu, Seoul	southkorea.embassy.gov.au/	Monday through Friday, 9:00am - 5:00pm

▪Middle East

Nation	Address	Website	Business hours
Lebanon	5, Hoenamu-ro 41-gil, Yongsan-gu, Seoul	seoul.mfa.gov.lb	Monday through Friday, 9:00am – 3:00pm
Islamic Republic of Iran	45, Jangmun-ro, Yongsan-gu, Seoul	blog.naver.com/irembassy Contact: 02-793-7751	Monday through Friday, 9:00am – 5:00pm
Israel	11, Cheonggyecheon-ro, Jongno-gu, Seoul	seoul.mfa.gov.il/	Monday through Thursday, 9:00am - 5:00pm Friday, 9:00am - 3:00pm
Kuwait	34, Jangmun-ro, Yongsan-gu, Seoul	Contact: 02-749-3688	Monday through Friday, 09:00am - 4:00pm
Oman	9, Saemunan-ro 3-gil, Jongno-gu, Seoul	Contact: 02-790-2431	Monday through Friday, 09:00am - 4:00pm
Qatar	48, Jangmun-ro, Yongsan-gu, Seoul	Contact: 02-798-2444	Monday through Friday, 9:30am - 4:00pm
Saudi Arabia	37, Noksapyeong-daero 26-gil, Yongsan-gu, Seoul	embassies.mofa.gov.sa/sites/SouthKorea/AR/Pages/default.aspx	Monday through Friday, 9:00am - 5:00pm
United Arab Emirates	30 Eulji-ro, Jung-gu, Seoul	www.mofa.gov.ae/ko-kr/missions/seoul	Monday through Friday, 11:00am - 4:00pm
Algeria	81, Hoenamu-ro, Yongsan-gu, Seoul	www.algerianemb.or.kr	Monday through Friday, 9:00am - 5:00pm
Egypt	114, Dokseodang-ro, Yongsan-gu, Seoul	Contact: 02-749-0787	Monday through Friday, 9:00am - 3:00pm
Morocco	32, Jangmun-ro, Yongsan-gu, Seoul	Contact: 02-793-6249	Monday through Friday, 9:30am - 4:30pm
Libya	51, Jangmun-ro, Yongsan-gu, Seoul	Contact: 02-797-6001	Monday through Friday, 9:30am - 3:00pm

Nation	Address	Website	Business hours
Tunisia	8, Jangmun-ro 6-gil, Yongsan-gu, Seoul	Contact: 02-790-4334	Monday through Friday, 9:00am - 5:00pm
Jordan	6, Yulgok-ro, Jongno-gu, Seoul	Contact: 02-318-2897/8	Monday through Friday, 09:00am - 5:00pm
Iraq	55, Jangmun-ro, Yongsan-gu, Seoul	mofa.gov.iq/seoul/en/ Contact: 02-790-4202~4	Monday through Friday, 09:00am - 3:00pm

⑨ District (Gu) Offices

Gu	Address	Website	Contact (Holiday/Night-duty room)
Jongno-gu	36, Jongno-1gil, Jongno-gu, Seoul	www.jongno.go.kr [Korean, English, Japanese, and Chinese]	02-2148-1114 (02-2148-1111)
Jung-gu	17, Changgyeonggung-ro, Jung-gu, Seoul	www.junggu.seoul.kr [Korean, English, Japanese, Chinese, and Russian]	02-3396-4114
Yongsan-gu	150, Noksapyeong-daero, Yongsan-gu, Seoul	yongsan.go.kr [Korean, English, Japanese, Chinese, French, Spain, German, and Vietnam]	02-2199-6114 (02-2199-6300)
Seongdong-gu	270, Gosanja-ro, Seongdong-gu, Seoul	www.sd.go.kr [Korean, English, Japanese, and Chinese]	02-2286-5114 (02-2286-5200)
Gwangjin-gu	117, Jayang-ro, Gwangjin-gu, Seoul	www.gwangjin.go.kr [Korean, English, Japanese, and Chinese]	02-450-1114 (02-450-1300)
Dongdaemun-gu	145, Cheonho-daero, Dongdaemun-gu, Seoul	www.ddm.go.kr [Korean, English, Japanese, and Chinese]	02-2127-5000 (02-2127-4000)
Jungnang-gu	179, Bonghwasan-ro, Jungnang-gu, Seoul	www.jungnang.go.kr [Korean, English, Japanese, and Chinese]	02-2094-0114 (02-2094-2094, 1112~4)
Seongbuk-gu	168, Bomun-ro, Seongbuk-gu, Seoul	www.sb.go.kr [Korean, English, Japanese, and Chinese]	02-2241-3114
Gangbuk-gu	13, Dobong-ro 89-gil, Gangbuk-gu, Seoul	www.gangbuk.go.kr [Korean, English, Japanese, and Chinese]	02-901-6114 (02-901-6111~3)
Dobong-gu	656, Madeul-ro, Dobong-gu, Seoul	www.dobong.go.kr [Korean, English, Japanese, Chinese, and Vietnamese]	02-2091-2120, (2091)

Gu	Address	Website	Contact (Holiday/Night-duty room)
Nowon-gu	437, Nohae-ro, Nowon-gu, Seoul	www.nowon.kr [Korean, English, Japanese, and Chinese]	02-2116-3114 (02-2116-3000, 3301)
Eunpyeong-gu	196, Eunpyeong-ro, Eunpyeong-gu, Seoul	www.ep.go.kr [Korean, English, Japanese, and Chinese]	02-351-6114 (02-351-6041~5)
Seodaemun-gu	248, Yeonhui-ro, Seodaemun-gu, Seoul	www.sdm.go.kr [Korean, English, Japanese, and Chinese]	02-330-1114 (02-330-1599, 1300)
Mapo-gu	212, World Cup-ro, Mapo-gu, Seoul	www.mapo.go.kr [Korean, English, Japanese, and Chinese]	02-3153-8115 (02-3153-8100)
Yangcheon-gu	105, Mokdongdong-ro, Yangcheon-gu, Seoul	www.yangcheon.go.kr [Korean, English, and Chinese]	02-2620-3114 (02-2620-3000)
Gangseo-gu	302, Hwagok-ro, Gangseo-gu, Seoul	www.gangseo.seoul.kr [Korean and English]	02-2600-6114 (02-2600-6330)
Guro-gu	245, Gamasan-ro, Guro-gu, Seoul	www.guro.go.kr [Korean, English, and Chinese]	02-860-2114, 2127~9 (02-860-2330)
Geumcheon-gu	70, Siheung-daero 73-gil, Geumcheon-gu, Seoul	www.geumcheon.go.kr [Korean, English, and Japanese]	02-2627-2114 (02-2627-2300, 2330)
Yeongdeungpo-gu	123, Dangsan-ro, Yeongdeungpo-gu, Seoul	www.ydp.go.kr [Korean, English, Japanese, and Chinese]	02-2670-3114 (02-2670-3000)
Dongjak-gu	161, Jangseungbaegi-ro, Dongjak-gu, Seoul	www.dongjak.go.kr [Korean, English, Japanese, and Chinese]	02-820-1114 (02-820-1119)
Gwanak-gu	145, Gwanak-ro, Gwanak-gu, Seoul	www.gwanak.go.kr [Korean and English]	02-879-5000 (02-879-6000, 7000)
Seocho-gu	2584, Nambusunhwan-ro, Seocho-gu, Seoul	www.seocho.go.kr [Korean, English, Japanese, Chinese, and French]	02-2155-6114 (02-2155-6100~3)
Gangnam-gu	426, Hakdong-ro, Gangnam-gu, Seoul	www.gangnam.go.kr [Korean, English, Japanese, Chinese, and Russian]	02-3423-5114 (02-3423-6000~3)
Songpa-gu	326, Olympic-ro, Songpa-gu, Seoul	www.songpa.go.kr [Korean, English, Japanese, and Chinese]	02-2147-2000 (02-2147-2200~4)
Gangdong-gu	25, Seongnae-ro, Gangdong-gu, Seoul	www.gangdong.go.kr [Korean and English]	02-3425-7200 (02-3425-5000)

⑩ Useful Contact Numbers

Organization	Contact
City gas accident report	1544-4500
KEPCO electric report	123
Water utility report	121
Directory assistance	114
Weather forecasting	131

Organization	Contact
Transport information	1333
Social Welfare Service Call Center	129
School Violence Hotline	117
Help Call for Teenagers	1388
Suicide Prevention Center	1577-0199

⑪ Emergency and Other Contact Numbers

Organization	Contact
Korean National Police Agency	112
Dasan Seoul Call Center	120
Korea Tourism Organization Tourist Information Center	1330
Language Volunteer Group BBB Korea (3-way interpretation)	1588-5644
Cyber terrorism report	118

Organization	Contact
119 for emergency	119
Immigration Contact Center	1345
Danuri Helpline	1577-1366
Railway crime report	1588-7722
Women's hotline	1366

출판물명 | 외국인에게 꼭 필요한 서울생활안내 영어판
초판 1쇄 발행일 | 2017년 12월
개정판 1쇄 발행일 | 2021년 12월
판명과 판수 | 개정판 2쇄
발행인 | 서울특별시장
편집인 | 서울글로벌센터
발행처 | 서울특별시
주소 | 서울특별시 중구 세종대로 110
제작부서 | 금융투자과·서울글로벌센터
전화 | 02-2075-4180
디자인·인쇄 | (주)티앤아이미디어
저작권 | copyright© 서울특별시
※본 저작물의 저작권 및 판권은 서울특별시에 있습니다.
판매가격 | 비매품
ISBN | 979-11-6161-134-1
출판일련번호 | 여성911-0012

Please, contact to the Seoul Global Center for errors and opinions on the contents of the book.